

# INDUSTRIAL PRODUCT CATALOGUE



[ipexna.com](http://ipexna.com)

ISSUE DATE: JANUARY 2024

- Process Piping Systems
- Double Containment Systems
- Acid Waste Piping Systems
- Compressed Air Systems
- Thermoplastic Valves
- Specialty Products

  
**IPEX**  
by aliaxis

We build tough products for tough environments®



# Committed to EXCELLENCE

As one of the world's leading manufacturer's of thermoplastic pipe, valves, fittings and related products for plumbing and mechanical applications, IPEX offers a comprehensive range of integrated solutions to meet the needs of engineers and contractors in commercial, institutional, industrial and residential construction.





# Contents

## EASY SPECIFICATIONS

### 09 PROCESS PIPING SYSTEMS

Xirtec PVC & Xirtec CPVC  
 Clear-Guard High Pressure Clear PVC Pipe  
 Empure High Purity  
 Duraplus ABS Industrial

### 53 DOUBLE CONTAINMENT SYSTEMS

Encase Acid Waste PP Double Containment  
 Guardian Vinyl Double Containment  
 CustomGuard  
 Clear-Guard  
 Centra-Guard

### 65 ACID WASTE PIPING SYSTEMS

Enfield Electrofusion Acid Waste System  
 Labline Mechanical Joint Acid Waste System  
 Floway Polypropylene Floor Drains  
 Plenumline Mechanical Joint Acid Waste System  
 NeutratanK Neutralization Tanks

### 97 COMPRESSED AIR SYSTEMS

Duratec Airline









### 103 THERMOPLASTIC VALVES

Ball Valves  
 Butterfly Valves  
 Diaphragm Valves  
 Check & Vent Valves  
 Specialty Valves  
 Quarter Turn Automation

### 159 SPECIALTY PRODUCTS

Ventilation Duct  
 Grooved PVC Pipe  
 Well Casings



PRODUCT	SIZE RANGE	STANDARDS *	APPLICATIONS
<b>CORROSIVE ACID WASTE PIPING SYSTEMS</b>			
Enfield™ Electrofusion Joint PP	1-1/2" – 12"		Corrosive chemical waste for university laboratories, schools, hospitals, industrial plants, and pharmaceuticals facilities.
Labline® Mechanical Joint PP	1-1/2" – 4"		
Plenumline™ Mechanical Joint PVDF	1-1/2" – 4"		Corrosive chemical waste for challenging conditions, highly restrictive return air plenum applications, and high-temperature corrosive chemical waste situations.
Floway™ Floor Drains PP	2" – 6"		For efficiently managing chemical spills; designed to feed into IPEX acid waste systems.
Neutratanke® PP or PE Neutralization Tanks	1-1/2" – 6"		Corrosive retention tank (with limestone) for the neutralization of chemical waste prior to discharge into the sewer.
Neutrasystem2™ pH Monitoring System	110/120 VAC input 24V DC operating voltage		Monitoring pH discharge levels for Neutratanke.
<b>COMPRESSED AIR SYSTEMS</b>			
Duraplus™ Airline	1/2" – 4" NOT available in Canada		Plant air, ventilation, and valve actuation.
Duratec® Airline	1/2" – 1"		Plant air, inert gas distribution, manufacturing hand tool operation, manual and automated welding operations, semi-conductor tool hook up, valve actuation – control systems, microbulk inert gas delivery, and robotic installations.
<b>SPECIALTY PRODUCTS</b>			
Ventilation Duct (PVC & CPVC)	PVC: 6" – 24" CPVC: 6" – 16"		Industrial venting systems.
PVC Well Casing	2" – 16"		Well drop-pipe, and submersible pumps.
Roll Grooved PVC Pipe Schedule 40 & 80	2" – 12"		Can be used in any application where PVC pipe is acceptable and where it is desirable to have a quick assembly under adverse conditions.

# INDUSTRIAL EASY SPEC

## THERMOPLASTIC VALVES

PRODUCT	SIZE RANGE	UP TO PRESSURE *	APPLICATIONS
<b>BALL VALVES</b> * Consult IPEX literature for specific pressure ratings			
VKD Series †	3/8" - 4"	232 psi @ 73°F (1600 kPa @ 23°C)	Ball valves are generally used for on/off service, but can range from simple molded-in-place construction to high-end industrial designs with many features and benefits. Multi-port ball valves allow for mixing, diverting, and bypassing flow.
EasyFit VXE Series †	1/2" - 6"		
EasyFit VEE Series	1/2" - 4"	150 psi @ 73°F (1034 kPa @ 23°C)	Multi-port ball valves allow for mixing, diverting, and bypassing flow. Extensive material options provide for complete chemical compatibility in highly corrosive processes. Many ball valves feature full port flow, blocking true union ends, and compact ergonomic designs allowing for simple installation and maintenance.
MP Series	1/2" - 2"		
TKD Series 3-Way †	1/2" - 2"	232 psi @ 73°F (1600 kPa @ 23°C)	
VKR Series Regulating †	1/2" - 2"		
Vented VKD Series †	3/8" - 4"		
Vented Easyfit VXE Series †	3/8" - 6"		
<b>BUTTERFLY VALVES</b> * Consult IPEX literature for specific pressure ratings			
FK Series †	1-1/2" - 12"	150 psi @ 73°F (1034 kPa @ 23°C)	These highly versatile valves can be used for simple on/off service but also for processes requiring throttling. End-of-line installation of the lugged version allows for downstream piping disassembly with the upstream system still under pressure. The extensive size range and material availability make them applicable in a wide range of applications. With simple, direct mounting for actuation, automated process control can be easily achieved.
FK Series Lugged †	2-1/2" - 12"		
FX Series †	1-1/2" - 12"		
<b>DIAPHRAGM VALVES</b> * Consult IPEX literature for specific pressure ratings			
DK Series	1/2" - 2-1/2"	150 psi @ 73°F (1034 kPa @ 23°C)	Diaphragm valves are ideal for processes requiring precise flow throttling. The weir style design - no dead space in the valve - is extremely good for abrasive slurries, high purity water and potentially off gassing chemicals such as sodium hypochlorite. Styles range from compact and direct acting to high end industrial design with many features and benefits. Diaphragm valves are available in both manual operation and pneumatic operators.
VM Series	3" - 4"		
DV Series	1/2" - 6"		
CM Series Compact	1/2" - 3/4"	90 psi @ 73°F (621 kPa @ 23°C)	These valves are widely used in high purity applications because their design prevents friction and subsequent particle creation when cycling. Many body and diaphragm material options are available as well as simple pneumatic actuation.
<b>CHECK &amp; VENT VALVES</b> * Consult IPEX literature for specific pressure ratings			
SXE Series Ball	1/2" - 4"	232 psi @ 73°F (1600 kPa @ 23°C)	Check valves should be used whenever there is a need to prevent back-flow of process media. IPEX offers high efficiency ball and piston checks as well as heavy duty swing check valves.
SSE Series Spring Assisted	1/2" - 4"		
VR Series Piston	1/2" - 4"	232 psi (1600 kPa) depending on size	Many styles exist including: simple ball checks, heavy duty swing checks, and highly efficient piston checks. These valves are typically gravity operated and require very little back pressure to seal. Air release valves safely allow any entrapped air or gas to escape, avoiding damage to the piping system.
SC Series Swing	3" - 8"	100 psi (690 kPa) depending on size	
VA Series Air Release	3/4", 1-1/4" & 2"	232 psi (1600 kPa)	
<b>SPECIALTY VALVES</b> * Consult IPEX literature for specific pressure ratings			
RV Series Sediment Strainers	1/2" - 4"	232 psi (1600 kPa) depending on size	Sediment strainers trap suspended particles flowing in the process line, ensuring that downstream components are protected.
S12/22 Series 2-Way Solenoid	1/4" - 1/2"	90 psi (621 kPa)	Solenoids are ideal for high-cycle applications where remote operation and precise control are important.
VV Angle Seat	1/2" - 2"		Lab cock valves are an economical solution for small scale on/off requirements.
LV Series Lab	1/4"	150 psi @ 73°F (1034 kPa @ 23°C)	
<b>VALVE ACTUATION</b> * Consult IPEX literature for specific pressure ratings			

Automation is an ideal solution for precise control of many valves in a system. When valves are remotely located, or the process requires constant monitoring and adjustment, actuation is the solution.

† Pneumatic and Electric Actuation is available

# PHYSICAL PROPERTIES

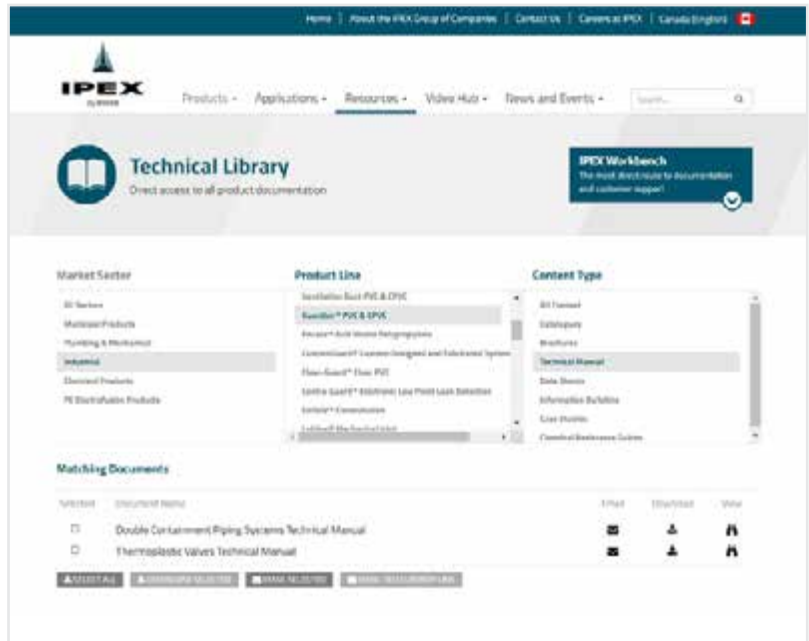
PVC (POLYVINYL CHLORIDE) CPVC (CHLORINATED POLYVINYL CHLORIDE)

PROPERTIES	MATERIALS			STANDARDS
	PVC	XIRTEC CPVC (STANDARD)	XIRTEC CPVC (HIGH IMPACT)	
Cell classification	12454	23447	24448	ASTM D1784
Specific gravity	1.42	1.50	1.51	ASTM D792
Tensile strength, psi at 73°F	7,000	7,500	7,320	ASTM D638
Modulus of elasticity tensile, psi at 73°F	400,000	380,000	423,000	ASTM D638
Flexural strength, psi	14,500	11,400	13,200	ASTM D790
Izod impact, ft.lbs./in. at 73°F, notched	0.65	2.0	10.0	ASTM D256
Compressive strength, psi	9,000	10,100	10,100	ASTM D695
Poisson's ratio	0.38	0.33	0.33	
Working stress, psi at 73°F	2,000	2,000	2,000	
Coefficient of thermal expansion in./in./°F (x 10 <sup>-5</sup> )	3.0	3.8	3.4	ASTM D696
Linear expansion, in./10°F per 100' of pipe	0.36	0.44 - 0.46	0.41	
Maximum operating temperature under pressure	140°F (60°C)	200°F (93°C)	200°F (93°C)	
Deflection temperature under load, °F at 66 psi	173	n/a	n/a	ASTM D648
Deflection temperature under load, °F at 264 psi	160	212	239	ASTM D648
Thermal conductivity, BTU.in./hr.ft <sup>2</sup> .°F	1.2	0.95	0.95	ASTM C177
Burning rate	Self extinguish	Self extinguish	Self extinguish	ASTM D635
Burning class	V-0	V-0	V-0	UL-94
Flash ignition, °F	730	900	900	
Limited oxygen index (%)	43	60	60	ASTM D2863-70
Water absorption, %, (24 hrs. at 73°F)	0.05	0.03	0.03	ASTM D570

\* The properties listed in this table represent general material properties and should be used as a guideline only.

# IPEX TECHNICAL MANUALS available at ipexna.com

Obtaining the most up-to-date technical information has never been easier with our innovative **ON-LINE MANUALS**



## WHAT YOU CAN DO



Zoom to specific paragraph or chart for easy reading



Download as PDFs



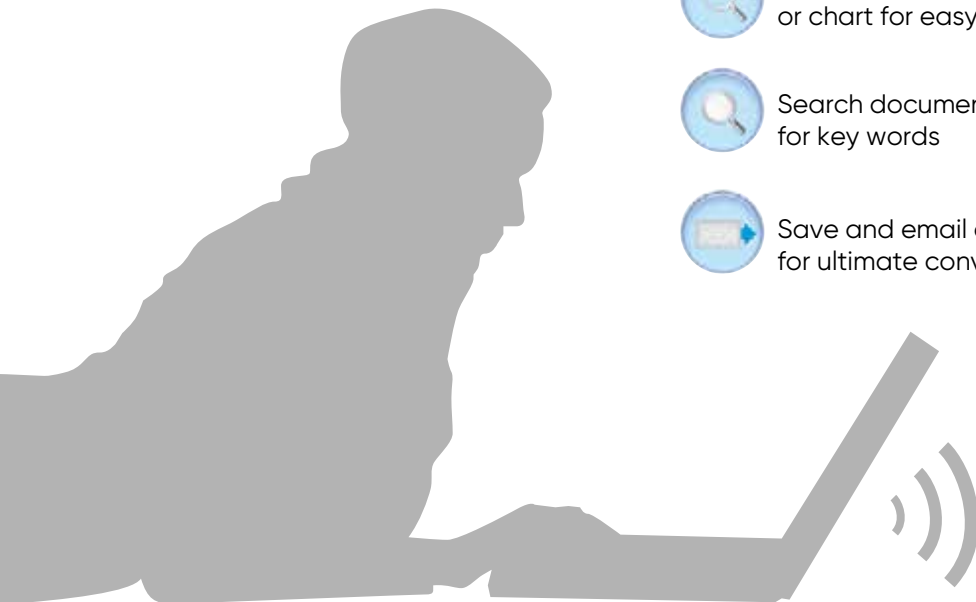
Search document for key words



Environmentally Friendly!



Save and email clippings for ultimate convenience



Visit [ipexna.com](http://ipexna.com)  
& check it out!



IPEX offers a comprehensive range of integrated process piping systems – pipe, fittings, flanges, strainers and valves in PVC, CPVC, polypropylene and ABS – designed to meet the temperature, pressure and size requirements of a wide range of chemical processing and similar industrial applications.

In addition to costing less than common and exotic metal systems, IPEX thermoplastic process piping systems are lightweight, as well as easy to handle, store, cut and join, so transportation and installation cost are substantially lower.

When you specify a high-performance process piping system from IPEX, you get the added benefits of a complete piping solution that is engineered for total integration, and backed by comprehensive, coast-to-coast support – all from one reliable source.

# Process Piping Systems



Xirtec PVC & Xirtec CPVC

10

Clear-Guard Clear PVC Pipe

34

Empure High Purity

36

Duraplus ABS Industrial

44

# XIRTEC PVC & CPVC

PVC Sch 40 - 1/2" - 24" (12mm - 600mm)  
PVC Sch 80 - 1/4" - 24" (6mm - 600mm)  
CPVC Sch 40 & 80 - 1/4" - 16" (6mm - 400mm)

## Xirtec® PVC Xirtec® CPVC

### THE IPEX SYSTEM ADVANTAGE

IPEX vinyl process piping systems; a complete line of pipe, fittings, flanges, strainers and valves to meet all your process system requirements.

IPEX developed the Xirtec PVC and Xirtec CPVC systems to meet industry demands for a complete Pipe, Valves and Fittings (PVF) package that is designed, produced and backed by a single manufacturer. These systems are engineered and manufactured to IPEX's strict quality, performance and dimensional standards, and therefore eliminate the problems inherent in purchasing and installing piping system components manufactured by several different companies.

IPEX high-performance vinyl systems are designed to meet the temperature, pressure and size requirements of piping systems used in chemical processes and other industrial applications. They feature outstanding resistance to photodegradation, creep stress and immunity to oxidation, and are exceptionally suited for use with a wide range of acids, alcohols, salts and halogens. The perfect extended service, low maintenance alternative to common and exotic metal systems.

Xirtec PVC pipe and fittings and Xirtec CPVC pipe are available in Schedule 40 and 80 thicknesses. Xirtec CPVC fittings are available in Schedule 80 thicknesses.

### APPLICATIONS

- Plant chemical distribution lines
- Water and wastewater
- Acid systems for refineries, pickling lines and plating shops
- Chlorine injection, chlorine dioxide and chloralkali plant piping
- Steel wire plants
- Battery manufacturing
- Bleach lines in textile and paper mills
- Alum and caustic handling systems
- Circuit board manufacturing
- Semiconductor
- Pharmaceutical
- Cooling water & cooling tower systems
- Tailing and slurry lines
- Washwater recovery systems
- Plant water supply
- Brine and seawater systems
- Fish farming
- Waterworks
- Aquariums and swimming pools
- Irrigation systems in golf courses, greenhouses, etc.

### STANDARDS

#### XIRTEC PVC



ASTM D1785



CSA B137.3



NSF PW

#### XIRTEC CPVC



ASTM F441



NSF PW



CAN/ULC-S102.2

Caution: Do not use or test PVC or CPVC with compressed air or other gases including air-over-water boosters.

## ADVANTAGES

- 1 Lower Installation Costs, Easy Handling**

In addition to a lower material cost, Xirtec PVC & Xirtec CPVC pipe can significantly reduce labour and transportation costs on a typical installation. The reason? They are lightweight, easily handled, stored, cut and joined.
- 2 Extended Life**

Xirtec PVC & Xirtec CPVC provide years of maintenance free service. Our materials will not rust, pit, scale or corrode on either interior or exterior surfaces. Thermoplastic piping systems in a variety of demanding industrial applications have operated successfully for over 45 years.
- 3 Superior Underground Performance**

Xirtec PVC & Xirtec CPVC are immune to damage from naturally corrosive soil conditions as well as electrochemical and galvanic corrosion. This is particularly advantageous in underground installations where galvanic reaction often causes damage to metal piping products.
- 4 Exceptional Chemical Resistance**

The IPEX vinyl systems, including pipe, valves and fittings, provide outstanding resistance to a wide range of chemicals such as most acids, alcohols, alkalis, salt solutions, halogens and more.
- 5 Improved Flow**

Xirtec has a substantially lower Roughness Factor than metal and other materials, and since it does not rust, pit, scale or corrode, the interior walls remain smooth in virtually any service.
- 6 Potable Water Approved**

Xirtec PVC - polyvinyl chloride and Xirtec CPVC - chlorinated polyvinyl chloride are suitable for use with potable water as listed with the National Sanitation Foundation (NSF) and CSA International.
- 7 Exceptional Temperature Range**

IPEX vinyl systems are designed to meet a broad range of service temperatures. Xirtec PVC has a recommended maximum service temperature of 140°F (60°C) under pressure. Xirtec CPVC has a maximum service temperature of 200°F under pressure with occasional exposure to boiling water (212°F / 100°C) in drainage.
- 8 Lower Thermal Conductivity**

With a low thermal conductivity factor, IPEX vinyl systems have less heat loss or gain, thus sustaining service temperature more efficiently than metal piping. As a result, pipe insulation needs may be reduced.
- 9 Environmentally Responsible**

With energy conservation a prime concern, you can rely on the fact that IPEX's manufacturing process for Xirtec piping material requires less than half the energy needed to produce the equivalent size of carbon steel or steel alloy materials.



### **i DID YOU KNOW?**

One of the outstanding characteristics of PVC is its resistance to ignition. This is demonstrated by its flash point of 730°F (388°C), compared to 400°F (204°C) for wood chips.

CPVC offers an even greater fire safety profile than PVC. CPVC's ignition resistance is demonstrated by its flash point of 900°F (482°C), with a low flame spread as well.

# PRODUCT SELECTION CHART

## PIPE PRESSURE RATINGS – XIRTEC PVC AND XIRTEC CPVC

Sizes		IPEX schedule 40			IPEX Schedule 80		
Diameter	O.D.	Wall Thickness	I.D.	*Max. Pressure 73°F	Wall Thickness	I.D.	*Max. Pressure 73°F
(in.)	(in.)	(in.)	(in.)	(psi)	(in.)	(in.)	(psi)
1/4	.540	–	–	–	.119	.302	1,130
3/8	.675	–	–	–	.126	.423	920
1/2	.840	.109	.602	600	.147	.526	850
3/4	1.050	.113	.804	480	.154	.722	690
1	1.315	.133	1.029	450	.179	.936	630
1-1/4	1.660	.141	1.360	370	.191	1.255	520
1-1/2	1.900	.145	1.590	330	.200	1.476	470
2	2.375	.154	2.047	280	.218	1.913	400
2-1/2	2.875	.203	2.445	300	.276	2.290	420
3	3.500	.216	3.042	260	.300	2.864	370
4	4.500	.237	3.998	220	.337	3.786	320
6	6.625	.280	6.031	180	.432	5.709	280
8	8.625	.322	7.941	160	.500	7.565	250
10	10.750	.365	9.976	140	.593	9.493	230
12	12.750	.406	11.888	130	.687	11.294	230
14	14.000	.438	13.072	130	.750	12.412	220
16	16.000	.500	14.936	130	.843	14.224	220
18	18.000	.562	16.809	130	.937	16.014	220
20	20.000	.593	18.743	120	1.031	17.814	220
24	24.000	.687	22.544	120	1.218	21.418	210

XIRTEC PRESSURE PIPE

Dimension		PRODUCT CODE							
inches	mm	PVC Sch 40 White Plain End	PVC Sch 40 White Bell End	PVC Sch 40 Grey Bell End	PVC Sch 80 Grey Plain End	PVC Sch 80 Grey Bell End	CPVC Sch 40 Plain End	CPVC Sch 80 Plain End	CPVC Sch 80 Bell End
1/2 x 10'	12 x 3m	022600	022603	022004	-	085106	-	-	-
3/4 x 10'	20 x 3m	022633	022604	022011	-	085111	-	-	-
1 x 10'	25 x 3m	022612	022611	022016	-	085114	-	-	-
1-1/4 x 10'	32 x 3m	022608	022674	022027	-	085119	-	-	-
1-1/2 x 10'	40 x 3m	022614	022616	022032	-	-	-	-	-
2 x 10'	50 x 3m	022618	022619	022037	-	-	-	-	-
2-1/2 x 10'	65 x 3m	022621	-	022042	-	-	-	-	-
3 x 10'	75 x 3m	022637	022624	022046	-	-	-	-	-
4 x 10'	100 x 3m	022626	022628	-	085138	-	-	-	-
6 x 10'	150 x 3m	022666	022659	-	085143	-	-	-	-
1/4 x 20'	6 x 6m	-	-	-	085103	-	-	-	-
3/8 x 20'	10 x 6m	-	-	-	085104	-	-	-	-
1/2 x 20'	12 x 6m	022602	022601	-	085101	085108	019300	019203	-
3/4 x 20'	20 x 6m	022677	022607	-	085107	085112	019301	019205	-
1 x 20'	25 x 6m	022606	022610	-	085110	085116	019302	019207	-
1-1/4 x 20'	32 x 6m	022678	022617	-	085117	085122	019303	019209	-
1-1/2 x 20'	40 x 6m	022675	022615	-	085115	085127	019304	019211	-
2 x 20'	50 x 6m	022679	022620	-	085120	085132	019305	019213	-
2-1/2 x 20'	65 x 6m	022646	022625	-	085125	085134	019306	019216	-
3 x 20'	75 x 6m	022623	022630	-	085130	085137	019307	019217	-
4 x 20'	100 x 6m	022627	022640	022040	085140	085139	019308	019219	-
5 x 20'	125 x 6m	022651	022650	-	085150	-	-	-	-
6 x 20'	150 x 6m	022665	022660	022060	085160	085162	019309	019220	019218
8 x 20'	200 x 6m	022681	022680	022058	085180	085147	019310	019221	019255
10 x 20'	250 x 6m	022691	222690	022061	085190	085192	019013	019222	-
12 x 20'	300 x 6m	022693	022692	022064	085195	085151	019016	019223	-
14 x 20'	350 x 6m	022682	022694	-	085158	085152	-	019228	-
16 x 20'	400 x 6m	022683	022696	-	085153	085155	019226	019229	-
18 x 20'	450 x 6m	022687	022697	-	085159	-	-	-	-
20 x 20'	500 x 6m	022702	022698	-	-	085170	-	-	-
24 x 20'	600 x 6m	022704	022699	-	-	085171	-	-	-

FOR XIRTEC PVC SCHEDULE 40 WHITE

† Fabricated fittings

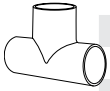
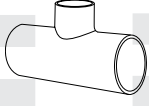
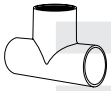
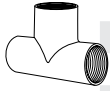
■ Molded fittings: 150 psi max. working pressure, non-shock @ 23°C (73°F)

FOR XIRTEC PVC SCHEDULE 40 GREY

† Indicates fabricated and fiberglass reinforced pipe fittings

■ Indicates Series 160 Fabricated and Fiberglass reinforced pipe fittings. The maximum continuous working pressure of fittings is 160 psi @ 23°C (73°F) under ideal conditions. no provisions have been made for pressure surges, water hammer, or other conditions which should be considered.

# PRODUCT CHART - XIRTEC PVC SCH. 40 WHITE & SCH. 40 GREY FITTINGS

Dimension		Sch 40 White	Sch 40 Grey	Dimension		Sch 40 White	Sch 40 Grey			
inches	mm	Product Code	Product Code	inches	mm	Product Code	Product Code			
<b>Tee Soc x Soc x Soc</b>				<b>Reducing Tee Soc x Soc x Soc</b>						
	1/2	12	035775	035290		1/2 x 1/2 x 3/4	12 x 12 x 20	035789	-	
	3/4	20	035776	035291		1/2 x 1/2 x 1	12 x 12 x 25	035354	-	
	1	25	035777	035292		3/4 x 1/2 x 1/2	20 x 12 x 12	035790	-	
	1-1/4	32	035778	035293		3/4 x 1/2 x 3/4	20 x 12 x 20	235007	-	
	1-1/2	40	035779	035294		3/4 x 3/4 x 1/2	20 x 20 x 12	035792	035305	
	2	50	035780	035295		3/4 x 3/4 x 1	20 x 20 x 25	035791	-	
	2-1/2	65	035781	035296		1 x 1/2 x 1	25 x 12 x 25	235008	-	
	3	75	035782	035297		1 x 3/4 x 1/2	25 x 20 x 12	235009	-	
	4	100	035783	035298		1 x 3/4 x 3/4	25 x 20 x 20	035994	-	
	5	125	035784	035299		1 x 3/4 x 1	25 x 20 x 25	035962	-	
	6	150	035785	035300		1 x 1 x 1/2	25 x 25 x 12	035794	035307	
	8	200	035786	035301		1 x 1 x 3/4	25 x 25 x 20	035795	035308	
	10	250	035930	-		1 x 1 x 1-1/4	25 x 25 x 32	035989	-	
	12	300	035931	-		1 x 1 x 1-1/2	25 x 25 x 40	035793	-	
	10	250	-	+	035302	+	1-1/4 x 1 x 1/2	32 x 25 x 12	235010	-
	12	300	035787	+	035303	+	1-1/4 x 1 x 3/4	32 x 25 x 20	035796	-
	14	350	035788	+	035304	+	1-1/4 x 1 x 1	32 x 25 x 25	235011	-
	16	400	-	+	-	+	1-1/4 x 1-1/4 x 1/2	32 x 32 x 12	035797	035311
	18	450	-	+	-	+	1-1/4 x 1-1/4 x 3/4	32 x 32 x 20	035798	035312
	20	500	-	+	-	+	1-1/4 x 1-1/4 x 1	32 x 32 x 25	035799	035313
	24	600	-	+	-	+	1-1/4 x 1-1/4 x 1-1/2	32 x 32 x 40	235012	-
							1-1/2 x 1-1/4 x 1/2	40 x 32 x 12	235014	-
							1-1/2 x 1-1/4 x 3/4	40 x 32 x 20	235015	-
							1-1/2 x 1-1/4 x 1	40 x 32 x 25	035959	-
							1-1/2 x 1-1/2 x 1/2	40 x 40 x 12	035800	035315
							1-1/2 x 1-1/2 x 3/4	40 x 40 x 20	035801	035316
							1-1/2 x 1-1/2 x 1	40 x 40 x 25	035802	035317
							1-1/2 x 1-1/2 x 1-1/4	40 x 40 x 32	035803	035318
							1-1/2 x 1-1/2 x 2	40 x 40 x 50	035082	-
							1-1/2 x 1-1/2 x 2-1/2	40 x 40 x 65	235016	-
							2 x 1-1/2 x 3/4	50 x 40 x 20	235017	-
							2 x 1-1/2 x 1	50 x 40 x 25	035804	-
							2 x 1-1/2 x 1-1/2	50 x 40 x 40	-	-
							2 x 2 x 1/2	50 x 50 x 12	035806	035319
							2 x 2 x 3/4	50 x 50 x 20	035807	035320
							2 x 2 x 1	50 x 50 x 25	035808	035321
							2 x 2 x 1-1/4	50 x 50 x 32	035809	-
							2 x 2 x 1-1/2	50 x 50 x 40	035810	035322
							2-1/2 x 2-1/2 x 1/2	65 x 65 x 12	035811	-
							2-1/2 x 2-1/2 x 3/4	65 x 65 x 20	035812	-
							2-1/2 x 2-1/2 x 1	65 x 65 x 25	035813	-
							2-1/2 x 2-1/2 x 1-1/4	65 x 65 x 32	035814	-
							2-1/2 x 2-1/2 x 1-1/2	65 x 65 x 40	035815	-
							2-1/2 x 2-1/2 x 2	65 x 65 x 50	035816	-
							3 x 3 x 1/2	75 x 75 x 12	035817	-
							3 x 3 x 3/4	75 x 75 x 20	035818	-
							3 x 3 x 1	75 x 75 x 25	035819	035326
							3 x 3 x 1-1/4	75 x 75 x 32	035820	-
							3 x 3 x 1-1/2	75 x 75 x 40	035821	035327
							3 x 3 x 2	75 x 75 x 50	035822	035328
							3 x 3 x 2-1/2	75 x 75 x 65	035823	035329
							3 x 3 x 4	75 x 75 x 100	235018	-
							4 x 4 x 3/4	100 x 100 x 20	035824	-
							4 x 4 x 1	100 x 100 x 25	035825	-
<b>Tee Soc x Soc x Fpt</b>				<b>Tee Fpt x Fpt x Fpt</b>						
	1/2	12	035851	-		1/2	12	035844	-	
	3/4	20	035852	-		3/4	20	035845	-	
	1	25	035853	-		1	25	035846	-	
	1-1/4	32	035854	-		1-1/4	32	035847	-	
	1-1/2	40	035855	-		1-1/2	40	035848	-	
	2	50	035856	-		2	50	035849	-	
	2-1/2	65	035857	-						
	3	75	035858	-						
	4	100	035859	-						
	3/4 x 3/4 x 1/2	20 x 20 x 12	-	035348						
	1 x 1 x 1/2	25 x 25 x 12	-	-						
	1 x 1 x 3/4	25 x 25 x 20	-	035349						
	1-1/4 x 1-1/4 x 1/2	32 x 32 x 12	-	035350						
	1-1/4 x 1-1/4 x 3/4	32 x 32 x 20	-	035977						
	1-1/4 x 1-1/4 x 1	32 x 32 x 25	-	-						
	1-1/2 x 1-1/2 x 1/2	40 x 40 x 12	-	035351						
	1-1/2 x 1-1/2 x 3/4	40 x 40 x 20	-	035352						
	1-1/2 x 1-1/2 x 1	40 x 40 x 25	-	035353						
	2 x 2 x 3/4	50 x 50 x 20	-	035355						
	2 x 2 x 1	50 x 50 x 25	-	035356						
	2 x 2 x 1-1/2	50 x 50 x 40	-	-						

■,† See page 5 for descriptions


Dimension inches	Dimension mm	Sch 40 White	Sch 40 Grey
		Product Code	Product Code
<b>Reducing Tee Soc x Soc x Soc (cont'd)</b>			
4 x 4 x 1-1/4	100x100x32	035826	-
4 x 4 x 1-1/2	100x100x40	035827	-
4 x 4 x 2	100x100x50	035828	035331
4 x 4 x 3	100x100x75	035829	035332
5 x 5 x 2	125x125x50	035956	-
5 x 5 x 3	125x125x75	035830	-
5 x 5 x 4	125x125x100	035831	-
6 x 6 x 2	150x150x50	035832	-
6 x 6 x 3	150x150x75	035833	035334
6 x 6 x 4	150x150x100	035834	035335
8 x 8 x 3	200x200x75	035835	- †
8 x 8 x 4	200x200x100	035836	035336 †
8 x 8 x 6	200x200x150	035837	035337 †
10 x 10 x 4	250x250x100	035971	† 035339
10 x 10 x 6	250x250x150	035838	† 035340
10 x 10 x 8	250x250x200	035839	† 035341
12 x 12 x 4	300x300x100	-	† 035342
12 x 12 x 6	300x300x150	035840	† 035343
12 x 12 x 8	300x300x200	035949	† 035344
12 x 12 x 10	300x300x250	-	† 035345
14 x 14 x 6	350x350x150	035841	† -
14 x 14 x 8	350x350x200	035961	† -
14 x 14 x 10	350x350x250	035842	† -
14 x 14 x 12	350x350x300	-	† - †
16 x 16 x 8	400x400x200	-	† - †
16 x 16 x 10	400x400x250	035843	† - †
16 x 16 x 12	400x400x300	-	† - †
16 x 16 x 14	400x400x350	-	† - †
18 x 18 x 8	450x450x200	-	† - †
18 x 18 x 10	450x450x250	-	† - †
18 x 18 x 12	450x450x300	-	† - †
18 x 18 x 14	450x450x350	-	† - †
18 x 18 x 16	450x450x400	-	† - †
20 x 20 x 12	500x500x300	-	† - †
20 x 20 x 14	500x500x350	-	† - †
20 x 20 x 16	500x500x400	-	† - †
20 x 20 x 18	500x500x450	-	† - †
24 x 24 x 14	600x600x350	-	† - †
24 x 24 x 16	600x600x400	-	† - †
24 x 24 x 18	600x600x450	-	† - †
24 x 24 x 20	600x600x500	-	† - †

Dimension inches	Dimension mm	Sch 40 White	Sch 40 Grey
		Product Code	Product Code
<b>Reducing Tee Soc x Soc x Fpt</b>			
1/2 x 1/2 x 3/4	12 x 12 x 20	035860	-
3/4 x 1/2 x 1/2	20 x 12 x 12	035862	-
3/4 x 1/2 x 3/4	20 x 12 x 20	235019	-
3/4 x 3/4 x 1/2	20 x 20 x 12	035863	-
1 x 3/4 x 1/2	25 x 20 x 12	035867	-
1 x 1 x 1/2	25 x 25 x 12	035865	-
1 x 1 x 3/4	25 x 25 x 20	035866	-
1-1/4 x 1 x 1/2	32 x 25 x 12	035868	-
1-1/4 x 1 x 1	32 x 25 x 25	235020	-
1-1/4 x 1-1/4 x 1/2	32 x 32 x 12	035869	-
1-1/4 x 1-1/4 x 3/4	32 x 32 x 20	035870	-
1-1/4 x 1-1/4 x 1	32 x 32 x 25	035871	-
1-1/2 x 1-1/4 x 1/2	40 x 32 x 12	235021	-
1-1/2 x 1-1/4 x 3/4	40 x 32 x 20	035872	-
1-1/2 x 1-1/4 x 1	40 x 32 x 25	235022	-
1-1/2 x 1-1/2 x 1/2	40 x 40 x 12	035873	-
1-1/2 x 1-1/2 x 3/4	40 x 40 x 20	035874	-
1-1/2 x 1-1/2 x 1	40 x 40 x 25	035875	-
1-1/2 x 1-1/2 x 1-1/4	40 x 40 x 32	035876	-
2 x 1-1/2 x 3/4	50 x 40 x 20	235023	-
2 x 1-1/2 x 1	50 x 40 x 25	235024	-
2 x 2 x 1/2	50 x 50 x 12	035877	-
2 x 2 x 3/4	50 x 50 x 20	035878	-
2 x 2 x 1	50 x 50 x 25	035879	-
2 x 2 x 1-1/4	50 x 50 x 32	035880	-
2 x 2 x 1-1/2	50 x 50 x 40	035881	-
2-1/2 x 2-1/2 x 1/2	65 x 65 x 12	235025	-
2-1/2 x 2-1/2 x 3/4	65 x 65 x 20	035592	-
2-1/2 x 2-1/2 x 1	65 x 65 x 25	035882	-
2-1/2 x 2-1/2 x 1-1/4	65 x 65 x 32	035883	-
2-1/2 x 2-1/2 x 1-1/2	65 x 65 x 40	035884	-
3 x 3 x 1/2	75 x 75 x 12	035885	-
3 x 3 x 3/4	75 x 75 x 20	035886	-
3 x 3 x 1	75 x 75 x 25	035887	-
3 x 3 x 1-1/4	75 x 75 x 32	035888	-
3 x 3 x 1-1/2	75 x 75 x 40	035889	-
3 x 3 x 2	75 x 75 x 50	035890	-
4 x 4 x 1	100x100x25	035891	-
4 x 4 x 1-1/2	100x100x40	035893	-
4 x 4 x 2	100x100x50	035894	-
4 x 4 x 3	100x100x75	035895	-
5 x 5 x 4	125x125x100	235026	-
6 x 6 x 2	150x150x50	035896	-
6 x 6 x 3	150x150x75	235027	-
6 x 6 x 4	150x150x100	035897	-
8 x 8 x 3	200x200x75	235028	-
8 x 8 x 4	200x200x100	035898	-

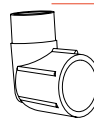
†, † See page 5 for descriptions

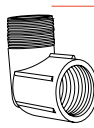
# PRODUCT CHART - XIRTEC PVC SCH. 40 WHITE & SCH. 40 GREY FITTINGS

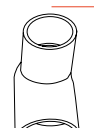
Dimension		Sch 40 White Product Code	Sch 40 Grey Product Code
inches	mm		

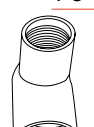
90° Elbow Soc x Soc				
	3/8	9	-	035108
	1/2	12	035519	035109
	3/4	20	035520	035110
	1	25	035521	035111
	1-1/4	32	035522	035112
	1-1/2	40	035523	035113
	2	50	035524	035114
	2-1/2	65	035525	035115
	3	75	035526	035116
	4	100	035527	035117
	5	125	035528	035118
	6	150	035529	035119
	8	200	035530	035120
	10	250	035928	■ -
	12	300	035929	■ -
	10	250	035531	† 035121 †
	12	300	035532	† 035122 †
	14	350	035533	† 035123 †
16	400	035534	† 035124 †	
18	450	-	† - †	
20	500	-	† - †	
24	600	-	† - †	

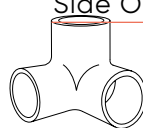
Dimension		Sch 40 White Product Code	Sch 40 Grey Product Code
inches	mm		


90° Street Elbow Spig x Soc				
	1/2	12	035544	-
	3/4	20	035545	-
	1	25	035546	035128
	1-1/4	32	035547	-
	1-1/2	40	035548	035129
	2	50	035549	-


90° Street Elbow Mpt x Fpt				
	1/2	12	035552	035132
	3/4	20	035553	035133
	1	25	035554	035134
	1-1/4	32	035555	-
	1-1/2	40	035556	035135
	2	50	035557	-


90° Reducing Elbow Soc x Soc				
	3/4 x 1/2	20 x 12	035535	-
	1 x 1/2	25 x 12	035536	-
	1 x 3/4	25 x 20	035978	-
	1-1/4 x 1/2	32 x 12	235029	-
	1-1/4 x 3/4	32 x 20	235030	-
	1-1/4 x 1	32 x 25	035991	-
	1-1/2 x 1/2	40 x 12	235031	-
	1-1/2 x 1	40 x 25	235032	-
2 x 1-1/2	50 x 40	035537	-	


90° Reducing Elbow Soc x Fpt				
	1/2 x 3/4	12 x 20	035514	-
	3/4 x 1/2	20 x 12	035515	-
	1 x 1/2	25 x 12	035516	-
	1 x 3/4	25 x 20	035517	-
	1-1/4 x 1	32 x 25	051007	-
	1-1/2 x 1	40 x 25	035594	-
	2 x 1-1/2	50 x 40	035518	-

Side Outlet Elbow Soc x Soc x Soc				
	1/2	12	035498	-

Side Outlet Elbow Soc x Soc x Fpt				
	1/2	12	235033	-
	3/4	20	235034	-
	3/4 x 3/4 x 1/2	20 x 20 x 12	235035	-
	1 x 1 x 1/2	25 x 25 x 12	235036	-

90° Elbow Soc x Fpt				
	1/2	12	035506	035101
	3/4	20	035507	035102
	1	25	035508	035103
	1-1/4	32	035509	035104
	1-1/2	40	035510	035105
	2	50	035511	035106
	2-1/2	65	035512	-
	3	75	035589	-
	4	100	035513	-

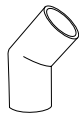
90° Elbow Fpt x Fpt				
	1/2	12	035538	035125
	3/4	20	035539	035126
	1	25	035540	035127
	1-1/4	32	035541	-
	1-1/2	40	035542	-
	2	50	035543	-

90° Street Elbow Mt x Soc				
	1/2	12	035500	-
	3/4	20	035501	-
	1	25	035502	-
	1-1/4	32	035503	-
	1-1/2	40	035504	-
	2	50	035505	-



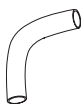
Dimension		Sch 40 White Product Code	Sch 40 Grey Product Code
inches	mm		

#### 45° Elbow Soc x Soc



1/2	12	035481	035083
3/4	20	035482	035084
1	25	035483	035085
1-1/4	32	035484	035086
1-1/2	40	035485	035087
2	50	035486	035088
2-1/2	65	035487	035089
3	75	035488	035090
4	100	035489	035091
5	125	035490	035092
6	150	035491	035093
8	200	035492	035094
10	250	035926	■ -
12	300	035927	■ -
10	250	035493	† 035095 †
12	300	035494	† 035096 †
14	350	-	† 035097 †
16	400	035495	† 035098 †
18	450	-	† - †
20	500	035496	† - †
24	600	035497	† - †

#### 90° Radius Bends - 6D Sp x Sp



1/2	12	-	† 035932 †
3/4	20	035396	† 035009 †
1	25	035397	† 035010 †
1-1/4	32	035398	† 035011 †
1-1/2	40	035399	† 035012 †
2	50	035400	† 035013 †
2-1/2	65	035401	† 035957 †
3	75	035402	† 035014 †
4	100	035403	† 035015 †
6	150	035404	† 035016 †
8	200	-	† n/a †
10	250	-	† n/a †
12	300	-	† - †

#### 45° Radius Bends - 6D Sp x Sp



1/2	12	-	† - †
3/4	20	035391	† - †
1	25	-	† - †
1-1/4	32	-	† - †
1-1/2	40	035392	† 035004 †
2	50	035939	† 035005 †
2-1/2	65	-	† - †
3	75	035393	† 035006 †
4	100	035394	† 035007 †
6	150	035395	† 035008 †
8	200	-	† - †
10	250	-	† - †
12	300	-	† - †

Dimension		Sch 40 White Product Code	Sch 40 Grey Product Code
inches	mm		

#### 22-1/2° Radius Bends - 6D Sp x Sp



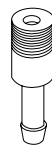
1/2	12	n/a	† - †
3/4	20	n/a	† 035000 †
1	25	035383	† - †
1-1/4	32	035384	† - †
1-1/2	40	035385	† 035970 †
2	50	035386	† 035001 †
2-1/2	65	035387	† - †
3	75	035388	† 035002 †
4	100	035389	† 035003 †
6	150	035390	† - †
8	200	-	† - †
10	250	-	† 057502 †
12	300	-	† - †

#### Hose Adapter Insert x IPS Soc



1/2	12	035596	-
3/4	20	035597	-
1	25	035598	-
1-1/4	32	035599	-
1-1/2	40	035600	-
2	50	035601	-
3	75	235037	-
4	100	235038	-

#### Hose Adapter Insert x Mt



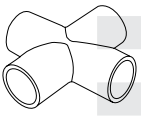
1/2	12	-	035157
3/4	20	-	035158
1	25	-	035159
1-1/4	32	-	035160
1-1/2	40	-	035161
2	50	-	035162
2-1/2	65	-	035163
3	75	-	035164
4	100	-	035165

ASTM D2609 - Plastic Insert fitting for polyethylene

■,† See page 5 for descriptions

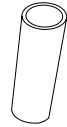
# PRODUCT CHART - XIRTEC PVC SCH. 40 WHITE & SCH. 40 GREY FITTINGS

Dimension		Sch 40 White Product Code	Sch 40 Grey Product Code
inches	mm		



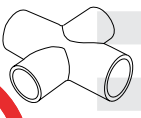
Cross	Soc x Soc x Soc x Soc					
	1/2	12	035469	035068		
	3/4	20	035470	035069		
	1	25	035471	035070		
	1-1/4	32	035472	035071		
	1-1/2	40	035473	035072		
	2	50	035474	035073		
	2-1/2	65	035475	035074		
	3	75	035476	035075		
	4	100	035477	035076		
	6	150	035478	† 035077	†	
	8	200	-	†	-	†
	10	250	-	†	-	†
	12	300	-	†	-	†
	14	350	-	†	-	†
	16	400	-	†	-	†
	18	450	-	†	-	▶
	20	500	-	†	-	▶
	24	600	-	†	-	▶

Dimension		Sch 40 White Product Code	Sch 40 Grey Product Code
inches	mm		




Coupling	Soc x Soc		
	3/8	9	035447 -
	1/2	12	035448 035052
	3/4	20	035449 035053
	1	25	035450 035054
	1-1/4	32	035451 035055
	1-1/2	40	035452 035056
	2	50	035453 035057
	2-1/2	65	035454 035058
	3	75	035455 035059
	4	100	035456 035060
	5	125	035457 035061
	6	150	035458 035062
	8	200	035459 035063
	10	250	035460 † 035064 †
	12	300	035461 † 035065 †
	14	350	035462 † 035066 †
	16	400	035463 † 035067 †
	18	450	- † 035933 ▶
	20	500	035464 † - ▶
	24	600	035465 † - ▶

Reducing Cross	Soc x Soc x Soc x Soc				
----------------	-----------------------	--	--	--	--




	8 x 4	200 x 100	-	†	-
	8 x 6	200 x 150	-	†	-
	10 x 6	250 x 150	-	†	-
	10 x 8	250 x 200	-	†	-
	12 x 8	300 x 200	-	†	-
	12 x 10	300 x 250	-	†	-
	14 x 10	350 x 250	-	†	-
	14 x 12	350 x 300	-	†	-
	16 x 12	400 x 300	-	†	-
	16 x 14	400 x 350	-	†	-
	18 x 14	450 x 350	-	†	-
	18 x 16	450 x 400	-	†	-
	20 x 16	500 x 400	-	†	-
	20 x 18	500 x 450	-	†	-
	24 x 18	600 x 450	-	†	-
	24 x 20	600 x 500	-	†	-

Female Adapter	Soc x Fpt		
----------------	-----------	--	--



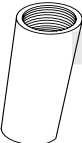
	1/2	12	035559 035136
	3/4	20	035560 035137
	1	25	035561 035138
	1-1/4	32	035562 035139
	1-1/2	40	035563 035140
	2	50	035564 035141
	2-1/2	65	035565 035142
	3	75	035566 035143
	4	100	035567 035144
	5	125	035568 035145
	6	150	035569 035146
	8	200	035570 -

Female Adapter	Spig x Fpt		
----------------	------------	--	--




	1/2	12	- 035148
	3/4	20	- 035149
	1	25	- 035150
	1-1/4	32	- 035151
	1-1/2	40	- 035152
	2	50	- 035153
	3	75	- 035155
	4	100	- 035156

Coupling	Fpt x Fpt		
----------	-----------	--	--




	1/2	12	035466
	3/4	20	035467
	1	25	035468

Reducing Coupling	Soc x Soc		
-------------------	-----------	--	--



	3/4 x 1/2	20 x 12	035759
	1 x 3/4	25 x 20	035760
	1-1/4 x 1	32 x 25	035761
	1-1/2 x 1-1/4	40 x 32	035762
	2 x 1-1/2	50 x 40	035764
	4 x 3	100 x 75	035765

Reducing Female Adapter	Soc x Fpt		
-------------------------	-----------	--	--



	1/2 x 1/4	12 x 6	035571 -
	1/2 x 3/8	12 x 9	035951 -
	1/2 x 3/4	12 x 20	035572 -
	3/4 x 1/2	20 x 12	035992 -
	3/4 x 1	20 x 25	035990 -
	1 x 3/4	25 x 20	035958 -

▶, † See page 5 for descriptions

Dimension		Sch 40 White Product Code	Sch 40 Grey	
inches	mm		Product Code	Product Code

### Concentric Coupling Soc x Soc



8 x 3	200 x 75	035437	†	-	†
8 x 4	200 x 100	035438	†	035042	†
8 x 6	200 x 150	035439	†	035043	†
10 x 4	250 x 100	035440	†	035044	†
10 x 6	250 x 150	035441	†	035045	†
10 x 8	250 x 200	035442	†	035046	†
12 x 4	300 x 100	-	†	-	†
12 x 6	300 x 150	035443	†	035047	†
12 x 8	300 x 200	035444	†	035048	†
12 x 10	300 x 250	-	†	035049	†
14 x 6	350 x 150	-	†	-	†
14 x 8	350 x 200	035445	†	-	†
14 x 10	350 x 250	-	†	-	†
14 x 12	350 x 300	-	†	-	†
16 x 8	400 x 200	035446	†	-	†
16 x 10	400 x 250	-	†	-	†
16 x 12	400 x 300	-	†	035051	†
16 x 14	400 x 350	-	†	-	†
18 x 8	450 x 200	-	†	-	‡
18 x 10	450 x 250	-	†	-	‡
18 x 12	450 x 300	-	†	-	‡
18 x 14	450 x 350	-	†	-	‡
18 x 16	450 x 400	-	†	-	‡
20 x 12	500 x 300	-	†	-	‡
20 x 14	500 x 350	-	†	-	‡
20 x 16	500 x 400	-	†	-	‡
20 x 18	500 x 450	-	†	-	‡
24 x 14	600 x 350	-	†	-	‡
24 x 16	600 x 400	035436	†	-	‡
24 x 18	600 x 450	-	†	-	‡
24 x 20	600 x 500	-	†	-	‡

### Male Adapter Soc x Mt



3/8	9	035934	-
1/2	12	035602	-
3/4	20	035603	-
1	25	035604	-
1-1/4	32	035605	-
1-1/2	40	035606	-
2	50	035607	-
2-1/2	65	035608	-
3	75	035609	-
4	100	035610	-
5	125	035611	-
6	150	035612	-
8	200	035613	-

### IPS to PIP Adapter Spig x Soc



6	150	235045	-
8	200	235046	-

Dimension		Sch 40 White Product Code	Sch 40 Grey	
inches	mm		Product Code	Product Code

### Eccentric Coupling Soc x Soc



8 x 4	200 x 100	-	†	035078	†
8 x 6	200x150	-	†	035079	†
10 x 4	250 x 100	035479	†	-	†
10 x 6	250 x 150	-	†	035080	†
10 x 8	250 x 200	-	†	035081	†
12 x 4	300 x 100	-	†	-	†
12 x 6	300 x 150	035480	†	-	†
12 x 8	300 x 200	-	†	-	†
12 x 10	300 x 250	-	†	-	†
14 x 6	350 x 150	-	†	-	†
14 x 8	350 x 200	-	†	-	†
14 x 10	350 x 250	-	†	-	†
14 x 12	350 x 300	-	†	-	†
16 x 8	400 x 200	-	†	-	†
16 x 10	400 x 250	-	†	-	†
16 x 12	400 x 300	-	†	-	†
16 x 14	400 x 350	-	†	-	†
18 x 8	450 x 200	-	†	-	‡
18 x 10	450 x 250	-	†	-	‡
18 x 12	450 x 300	-	†	-	‡
18 x 14	450 x 350	-	†	-	‡
18 x 16	450 x 400	-	†	-	‡
20 x 12	500 x 300	-	†	-	‡
20 x 14	500 x 350	-	†	-	‡
20 x 16	500 x 400	-	†	-	‡
20 x 18	500 x 450	-	†	-	‡
24 x 14	600 x 350	-	†	-	‡
24 x 16	600 x 400	-	†	-	‡
24 x 18	600 x 450	-	†	-	‡
24 x 20	600 x 500	-	†	-	‡

### Reducing Male Adapter Mt x Soc



1/2	12	-	035167
1/2 x 3/4	12 x 20	035614	-
3/4	20	-	035168
3/4 x 1/2	20 x 12	035615	-
3/4 x 1	20 x 25	035616	-
1	25	-	035169
1 x 3/4	25 x 20	035617	-
1 x 1-1/4	25 x 32	035618	-
1 1/4	32	-	035170
1-1/4 x 1	32 x 25	035380	-
1-1/4 x 1-1/2	32 x 40	035593	-
1-1/2	40	-	035171
1-1/2 x 1-1/4	40 x 32	035619	-
1-1/2 x 2	40 x 50	035620	-
2	50	-	035172
2 x 1-1/2	50 x 40	035973	-
2 x 2-1/2	50 x 65	235041	-
2-1/2	65	-	035173
2-1/2 x 3	65 x 75	235042	-
2-1/2 x 4	65 x 100	235043	-
3	75	-	035174
3 x 4	75 x 100	235044	-
4	100	-	035175
5	125	-	035176
6	150	-	035177

†, ‡ See page 5 for descriptions

# PRODUCT CHART - XIRTEC PVC SCH. 40 WHITE & SCH. 40 GREY FITTINGS

Dimension		Sch 40 White Product Code	Sch 40 Grey Product Code
inches	mm		

Dimension		Sch 40 White Product Code	Sch 40 Grey Product Code
inches	mm		

### Riser Extension Fpt x Mpt



1/2	12	035591	-
3/4	20	035944	-
1	25	035947	-

### Reducer Bushing Spig x Soc (con't)



6 x 2	150 x 50	035683	-
6 x 3	150 x 75	035684	-
6 x 4	150 x 100	035685	035244
6 x 5	150 x 125	035686	-
8 x 4	200 x 100	035687	035245 †
8 x 6	200 x 150	035688	035246
10 x 4	250 x 100	035689 †	035247 †
10 x 6	250 x 150	035690 †	035248 †
10 x 8	250 x 200	035691 †	035249 †
12 x 4	300 x 100	035041 †	035250 †
12 x 6	300 x 150	035692 †	035251 †
12 x 8	300 x 200	035693 †	035252 †
12 x 10	300 x 250	035694 †	035253 †
14 x 6	350 x 150	- †	- †
14 x 8	350 x 200	- †	- †
14 x 10	350 x 250	- †	035254 †
14 x 12	350 x 300	035695 †	035255 †
16 x 8	400 x 200	- †	- †
16 x 10	400 x 250	- †	035256 †
16 x 12	400 x 300	- †	035207 †
16 x 14	400 x 350	- †	035257 †
18 x 10	450 x 250	- †	- †
18 x 12	450 x 300	- †	- †
18 x 14	450 x 350	- †	- †
18 x 16	450 x 400	- †	- †
20 x 12	500 x 300	- †	- †
20 x 14	500 x 350	- †	- †
20 x 16	500 x 400	- †	- †
20 x 18	500 x 450	- †	- †
24 x 14	600 x 350	- †	- †
24 x 16	600 x 400	- †	- †
24 x 18	600 x 450	- †	- †
24 x 20	600 x 500	- †	- †

### Spigot x Female Adapter Spig x Fpt



1/2	12	035578	-
3/4	20	035579	-
1	25	035580	-
1-1/4	32	035581	-
1-1/2	40	035582	-
2	50	035583	-
2-1/2	65	035584	-
3	75	035585	-
4	100	035586	-

### Reducer Bushing Spig x Soc



1/2 x 1/4	12 x 6	035643	-
1/2 x 3/8	20 x 9	035644	-
3/4 x 1/2	20 x 12	035646	035209
1 x 1/2	25 x 12	035648	035211
1 x 3/4	25 x 20	035649	035212
1-1/4 x 1/2	32 x 12	035650	035213
1-1/4 x 3/4	32 x 20	035651	035214
1-1/4 x 1	32 x 25	035652	035215
1-1/2 x 1/2	40 x 12	035653	035216
1-1/2 x 3/4	40 x 20	035654	035217
1-1/2 x 1	40 x 25	035655	035218
1-1/2 x 1-1/4	40 x 32	035656	035219
2 x 1/2	50 x 12	035657	035220
2 x 3/4	50 x 20	035658	035221
2 x 1	50 x 25	035659	035222
2 x 1-1/4	50 x 32	035660	035223
2 x 1-1/2	50 x 40	035661	035224
2-1/2 x 1/2	65 x 12	035662	-
2-1/2 x 3/4	65 x 20	035663	-
2-1/2 x 1	65 x 25	035664	-
2-1/2 x 1-1/4	65 x 32	035665	035227
2-1/2 x 1-1/2	65 x 40	035666	035228
2-1/2 x 2	65 x 50	035667	035229
3 x 3/4	75 x 20	035668	-
3 x 1	75 x 25	035669	035231
3 x 1-1/4	75 x 32	035670	035232
3 x 1-1/2	75 x 40	035671	035233
3 x 2	75 x 50	035672	035234
3 x 2-1/2	75 x 65	035673	035235
4 x 2	100 x 50	035677	035238
4 x 2-1/2	100 x 65	035678	035239
4 x 3	100 x 75	035679	035240
5 x 2	125 x 50	035680	-
5 x 3	125 x 75	035681	-
5 x 4	125 x 100	035682	035241

### T.T. Bushing Mpt x FPT



3/8 x 1/4	9 x 6	035696	-
1/2 x 1/4	12 x 6	035697	-
1/2 x 3/8	12 x 9	035698	-
3/4 x 1/4	20 x 6	035699	-
3/4 x 3/8	20 x 9	035968	-
3/4 x 1/2	20 x 12	035700	-
1 x 1/2	25 x 12	035701	-
1 x 3/4	25 x 20	035702	-
1-1/4 x 1/2	32 x 12	035703	-
1-1/4 x 3/4	32 x 20	035704	-
1-1/4 x 1	32 x 25	035705	-
1-1/2 x 1/2	40 x 12	035706	-
1-1/2 x 3/4	40 x 20	035707	-
1-1/2 x 1	40 x 25	035708	-
1-1/2 x 1-1/4	40 x 32	035709	-
2 x 1	50 x 25	035711	-
2 x 1-1/4	50 x 32	035712	-
2 x 1-1/2	50 x 40	035713	-
2-1/2 x 2	65 x 50	035714	-
3 x 2	75 x 50	035715	-
3 x 2-1/2	75 x 65	035716	-

■,†,▶ See page 5 for descriptions

Dimension		Sch 40 White	Sch 40 Grey
inches	mm	Product Code	Product Code

Dimension		Sch 40 White	Sch 40 Grey
inches	mm	Product Code	Product Code

### Reducer Bushing Spig x Fpt



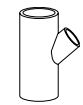
1/2 x 1/8	12 x 3	035717	-
1/2 x 1/4	12 x 6	035718	035258
1/2 x 3/8	12 x 9	035719	035259
3/4 x 1/4	20 x 6	035720	-
3/4 x 1/2	20 x 12	035722	035260
1 x 3/8	25 x 9	035723	-
1 x 1/2	25 x 12	035724	035262
1 x 3/4	25 x 20	035725	035263
1-1/4 x 1/2	32 x 12	035726	035264
1-1/4 x 3/4	32 x 20	035727	035265
1-1/4 x 1	32 x 25	035728	035266
1-1/2 x 1/2	40 x 12	035729	035267
1-1/2 x 3/4	40 x 20	035730	035268
1-1/2 x 1	40 x 25	035731	035269
1-1/2 x 1-1/4	40 x 32	035732	035270
2 x 1/2	50 x 12	035733	035271
2 x 3/4	50 x 20	035734	035272
2 x 1	50 x 25	035735	035273
2 x 1-1/4	50 x 32	035736	035274
2 x 1-1/2	50 x 40	035737	035275
2-1/2 x 1/2	65 x 12	035738	-
2-1/2 x 3/4	65 x 20	035739	-
2-1/2 x 1	65 x 25	035740	-
2-1/2 x 1-1/4	65 x 32	035741	-
2-1/2 x 1-1/2	65 x 40	035742	035277
2-1/2 x 2	65 x 50	035743	035278
3 x 3/4	75 x 20	035744	-
3 x 1	75 x 25	035745	-
3 x 1-1/4	75 x 32	035746	-
3 x 1-1/2	75 x 40	035747	035282 †
3 x 2	75 x 50	035748	035283
3 x 2-1/2	75 x 65	035749	-
4 x 2	100 x 50	035750	035285
4 x 2-1/2	100 x 65	035751	-
4 x 3	100 x 75	035752	035286
5 x 3	125 x 75	035753	-
5 x 4	125 x 100	035754	235062
6 x 2	150 x 50	035755	-
6 x 3	150 x 75	035756	-
6 x 4	150 x 100	035757	035287
6 x 5	150 x 125	035758	-

### 45° Wye Soc x Soc x Soc (50 psi / 345 kPa max)



1/2	12	-	035357 †
3/4	20	-	035358 †
1-1/2	40	-	035359 †
2	50	-	035360 †
2-1/2	65	-	035361 †
3	75	-	- †
4	100	-	035363 †
6	150	-	035364 †
8	200	-	035365 †
10	250	-	035366 †
12	300	-	035367 †
14	350	-	- †
16	400	-	- †
18	450	-	- †
20	500	-	- †
24	600	-	- †

### 45° Reducing Wye Soc x Soc x Soc (50 psi / 345 kPa max)



8 x 8 x 4	200 x 200 x 100	-	035372 †
8 x 8 x 6	200 x 200 x 150	-	035373 †
10 x 10 x 4	250 x 250 x 100	-	- †
10 x 10 x 6	250 x 250 x 150	-	035374 †
10 x 10 x 8	250 x 250 x 200	-	- †
12 x 12 x 4	300 x 300 x 100	-	- †
12 x 12 x 6	300 x 300 x 150	-	035935 †
12 x 12 x 8	300 x 300 x 200	-	- †
12 x 12 x 10	300 x 300 x 250	-	- †
14 x 14 x 6	350 x 350 x 150	-	- †
14 x 14 x 8	350 x 350 x 200	-	- †
14 x 14 x 10	350 x 350 x 250	-	- †
14 x 14 x 12	350 x 350 x 300	-	- †
16 x 16 x 8	400 x 400 x 200	-	035375 †
16 x 16 x 10	400 x 400 x 250	-	- †
16 x 16 x 12	400 x 400 x 300	-	- †
16 x 16 x 14	400 x 400 x 350	-	- †
18 x 18 x 8	450 x 450 x 200	-	- †
18 x 18 x 10	450 x 450 x 250	-	- †
18 x 18 x 12	450 x 450 x 300	-	- †
18 x 18 x 14	450 x 450 x 350	-	- †
18 x 18 x 16	450 x 450 x 400	-	- †
20 x 20 x 12	500 x 500 x 300	-	- †
20 x 20 x 14	500 x 500 x 350	-	- †
20 x 20 x 16	500 x 500 x 400	-	- †
20 x 20 x 18	500 x 500 x 450	-	- †
24 x 24 x 14	600 x 600 x 350	-	- †
24 x 24 x 16	600 x 600 x 400	-	- †
24 x 24 x 18	600 x 600 x 450	-	- †
24 x 24 x 20	600 x 600 x 500	-	- †

### 45° Wye Soc x Soc x Soc



1-1/2	40	035912	-
2	50	035913	-
3	75	035915 ■	-
4	100	035916 ■	-
6	150	035917 ■	-
6 x 6 x 4	150x150x100	035922 ■	-

1/2" - 2" - 235 psi maximum internal pressure rating @ 73°F  
(12 - 50mm - 1620 kPa maximum internal pressure rating @ 23°C)

3" - 6" - 150 psi maximum internal pressure rating @ 73°F  
(75 - 150mm - 1034 kPa maximum internal pressure rating @ 23°C)

■,† See page 5 for descriptions

# PRODUCT CHART - XIRTEC PVC SCH. 40 WHITE & SCH. 40 GREY FITTINGS

Dimension		Sch 40 White Product Code	Sch 40 Grey Product Code
inches	mm		

Dimension		Sch 40 White Product Code	Sch 40 Grey Product Code
inches	mm		

### Cap Soc



3/8	9	035406	035590
1/2	12	035407	035017
3/4	20	035408	035018
1	25	035409	035019
1-1/4	32	035410	035020
1-1/2	40	035411	035021
2	50	035412	035022
2-1/2	65	035413	035023
3	75	035414	035024
4	100	035415	035025
5	125	035416	035026
6	150	035417	035027
8	200	035418	035028
10	250	035419 †	035029 †
12	300	035420 †	035030 †
14	350	035421 †	035031 †
16	400	-	† - †
18	450	035422 †	- †
20	500	035940 †	- †
24	600	-	† - †

### Plug Mpt



3/8	9	035621	-
1/2	12	035622	035188
3/4	20	035623	035189
1	25	035624	035190
1-1/4	32	035625	035191
1-1/2	40	035626	035192
2	50	035627	035193
2-1/2	65	035628	035194
3	75	035629	035195
4	100	035630	035196
6	150	235047	-

### Plug Spig



3/8	9	035946	-
1/2	12	035631	035197
3/4	20	035632	035198
1	25	035633	035199
1-1/4	32	035634	035200
1-1/2	40	035635	035201
2	50	035636	035202
2-1/2	65	035637	035203 †
3	75	035638	035204
4	100	035639	-

### Cap Fpt



3/8	9	035948	-
1/2	12	035423	035032
3/4	20	035424	035033
1	25	035425	035034
1-1/4	32	035426	035035
1-1/2	40	035427	035036
2	50	035428	035037
2-1/2	65	035429	035038
3	75	035430	035039
4	100	035431	-
5	125	035432	-
6	150	035433	-

### Saddles Pipe OD x Soc (Rated for 80 psi / 552 kPa Open-Ended)



• These sizes are bushed.

2-1/2 x 3/4	65 x 20	235048	-
• 3 x 1-1/4	75 x 32	035996	-
• 3 x 1-1/2	75 x 40	235049	-
• 3 x 2	75 x 50	035995	-
• 4 x 1-1/4	100 x 32	035767	-
• 4 x 1-1/2	100 x 40	035768	-
• 4 x 2	100 x 50	035769	-
• 5 x 1-1/2	125 x 40	235050	-
• 5 x 2	125 x 50	035955	-
• 6 x 1-1/4	150 x 32	235051	-
• 6 x 1-1/2	150 x 40	035588	-
• 6 x 2	150 x 50	035942	-
• 6 x 4	150 x 100	035770	-
• 8 x 1-1/4	200 x 32	235052	-
• 8 x 1-1/2	200 x 40	235053	-
• 8 x 2	200 x 50	235054	-
• 8 x 4	200 x 100	035976	-
• 10 x 4	250 x 100	035771	-

### Union Soc x Soc Buna O-ring Seal



1/2	12	035900	-
3/4	20	035901	-
1	25	035902	-
1-1/4	32	035903	-
1-1/2	40	035904	-
2	50	035905	-

### Union Fpt x Fpt Buna O-ring Seal



1/2	12	035906	-
3/4	20	035907	-
1	25	035908	-
1-1/4	32	035909	-
1-1/2	40	035910	-
2	50	035911	-



### Saddles Pipe OD x Fpt (Rated for 80 psi / 552 kPa Open-Ended)

2-1/2 x 3/4	65 x 20	235055	-
• 3 x 1-1/2	75 x 40	035993	-
• 4 x 1-1/2	100 x 40	035772	-
• 5 x 2	125 x 50	035943	-
• 6 x 1-1/2	150 x 40	035587	-
• 6 x 4	150 x 100	235056	-
• 8 x 1-1/2	200 x 40	235057	-
• 8 x 4	200 x 100	035774	-
• 10 x 4	250 x 100	235058	-

†, † See page 5 for descriptions

# PRODUCT CHART - XIRTEC PVC SCH. 80 & XIRTEC CPVC SCH. 80 FITTINGS

Dimension		PVC Sch 80	CPVC Sch 80
inches	mm	Product Code	Product Code

Dimension		PVC Sch 80	CPVC Sch 80
inches	mm	Product Code	Product Code

## Tee Soc x Soc x Soc



1/4	6	036768	059479
3/8	9	036769	059480
1/2	12	036770	059481
3/4	20	036771	059482
1	25	036772	059483
1-1/4	32	036773	059484
1-1/2	40	036774	059485
2	50	036775	059486
2-1/2	65	036776	059487
3	75	036777	059488
4	100	036778	059489
6	150	036780	059490
8	200	036781	059491
10	250	036866	059062
12	300	036876	059084
10	250	036782	†
12	300	036783	†
14	350	036784	†
16	400	036785	†
18	450	036126	†

## Reducing Tee Soc x Soc x Soc



3/4 x 3/4 x 1/2	20 x 20 x 12	036786	059492
1 x 3/4 x 3/4	25 x 20 x 20	036790	-
1 x 3/4 x 1	25 x 20 x 25	036791	059493
1 x 1 x 1/2	25 x 25 x 12	036788	059494
1 x 1 x 3/4	25 x 25 x 20	036789	-
1-1/4 x 1 x 3/4	32 x 25 x 20	036792	-
1-1/4 x 1 x 1-1/4	32 x 32 x 25	-	059495
1-1/4 x 1-1/4 x 3/4	32 x 32 x 20	036793	-
1-1/4 x 1-1/4 x 1	32 x 32 x 25	036794	-
1-1/2 x 1-1/2 x 3/4	40 x 40 x 20	036795	059496
1-1/2 x 1-1/2 x 1	40 x 40 x 25	036796	059497
2 x 2 x 1/2	50 x 50 x 12	036797	059498
2 x 2 x 3/4	50 x 50 x 20	036798	059499
2 x 2 x 1	50 x 50 x 25	036799	059500
2 x 2 x 1-1/2	50 x 50 x 40	036800	059501
3 x 3 x 2	75 x 75 x 50	036802	059502
3 x 3 x 2-1/2	75 x 75 x 65	036803	059504
4 x 4 x 2	100 x 100 x 50	036804	059505
4 x 4 x 3	150 x 100 x 75	036805	-
6 x 6 x 3	150 x 150 x 75	036807	-
6 x 6 x 4	150 x 150 x 100	036808	059506
8 x 8 x 4	200 x 200 x 100	036809	-
8 x 8 x 6	200 x 200 x 150	036810	059567
10 x 10 x 4	250 x 250 x 100	036919	†
10 x 10 x 6	250 x 250 x 150	036812	†
10 x 10 x 8	250 x 250 x 200	036813	†
12 x 12 x 8	300 x 300 x 200	036814	†
12 x 12 x 10	300 x 300 x 250	036815	†
14 x 14 x 10	350 x 350 x 250	036816	†
14 x 14 x 12	350 x 350 x 300	-	†
16 x 16 x 12	400 x 400 x 300	-	†
16 x 16 x 14	400 x 400 x 350	-	-

## Tee Soc x Soc x Fpt



1/2	12	036828	059942
3/4	20	036829	059943
1	25	036830	059518
2	50	036832	-

## Tee Fpt x Fpt x Fpt



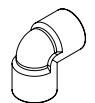
1/4	6	036817	059507
3/8	9	036818	059508
1/2	12	036819	059509
3/4	20	036820	059510
1	25	036821	059511
1-1/4	32	036822	059512
1-1/2	40	036823	059513
2	50	036824	059514
2-1/2	65	036825	059515
3	75	036826	059516
4	100	036827	059517

## 90° Elbow Soc x Soc



1/4	6	036179	059192
3/8	9	036180	059193
1/2	12	036181	059194
3/4	20	036182	059195
1	25	036183	059196
1-1/4	32	036184	059197
1-1/2	40	036185	059198
2	50	036186	059199
2-1/2	65	036187	059200
3	75	036188	059201
4	100	036189	059202
6	150	036191	059203
8	200	036192	059204
10	250	036864	059085
12	300	036865	059086
10	250	036193	†
12	300	036194	†
14	350	036195	†
16	400	036196	†
18	450	036132	†

## 90° Elbow Fpt x Fpt

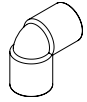


1/4	6	036197	059206
3/8	9	036198	059207
1/2	12	036199	059208
3/4	20	036200	059209
1	25	036201	059210
1-1/4	32	036202	059211
1-1/2	40	036203	059212
2	50	036204	059213
2-1/2	65	036205	059214
3	75	036206	059215
4	100	036207	059216

■,† See page 5 for descriptions

# PRODUCT CHART - XIRTEC PVC SCH. 80 & XIRTEC CPVC SCH. 80 FITTINGS

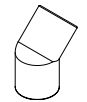
Dimension	Dimension		PVC Sch 80	CPVC Sch 80
	inches	mm	Product Code	Product Code
90° Elbow Soc x Fpt	1/2	12	036172	059187
	3/4	20	036173	059941
	1	25	036174	059188
	1-1/4	32	036175	059189
	1-1/2	40	036176	059190
	2	50	036177	059191



Dimension	Dimension		PVC Sch 80	CPVC Sch 80
	inches	mm	Product Code	Product Code
22-1/2° Elbow Soc x Soc	2	50	036134	059614
	3	75	036135	059615
	4	100	036136	059616
	6	150	036137	† -
	8	200	036138	† -
	10	250	036139	† -
	12	300	036140	† -



Dimension	Dimension		PVC Sch 80	CPVC Sch 80
	inches	mm	Product Code	Product Code
45° Elbow Soc x Soc	1/4	6	036142	059162
	3/8	9	036143	059163
	1/2	12	036144	059164
	3/4	20	036145	059165
	1	25	036146	059166
	1-1/4	32	036147	059167
	1-1/2	40	036148	059168
	2	50	036149	059169
	2-1/2	65	036150	059170
	3	75	036151	059171
	4	100	036152	059172
	6	150	036154	059173
	8	200	036155	059174
	10	250	036862	■ 059087 ■
	12	300	036863	■ 059088 ■
	10	250	036156	† -
12	300	036157	† -	
14	350	036158	† -	
16	400	036159	† -	



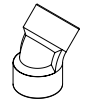
Dimension	Dimension		PVC Sch 80	CPVC Sch 80
	inches	mm	Product Code	Product Code
11-1/4° Elbow Soc x Soc	2	50	-	059617
	3	75	-	059618
	4	100	-	059619



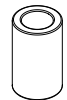
Dimension	Dimension		PVC Sch 80	CPVC Sch 80
	inches	mm	Product Code	Product Code
Cross Soc x Soc x Soc x Soc	1/4	6	-	059620
	1/2	12	036116	059154
	3/4	20	036117	059155
	1	25	036118	059156
	1-1/4	32	036119	059157
	1-1/2	40	036120	059158
	2	50	036121	059159
	2-1/2	65	036122	059018
	3	75	036123	059160
	4	100	036124	059161
6	150	036125	† -	



Dimension	Dimension		PVC Sch 80	CPVC Sch 80
	inches	mm	Product Code	Product Code
45° Elbow Fpt x Fpt	1/4	6	036160	059176
	3/8	9	036161	059177
	1/2	12	036162	059178
	3/4	20	036163	059179
	1	25	036164	059180
	1-1/4	32	036165	059181
	1-1/2	40	036166	059182
	2	50	036167	059183
	2-1/2	65	036168	059184
	3	75	036169	059185
4	100	036170	059186	



Dimension	Dimension		PVC Sch 80	CPVC Sch 80
	inches	mm	Product Code	Product Code
Coupling Soc x Soc	1/4	6	036088	059130
	3/8	9	036089	059131
	1/2	12	036090	059132
	3/4	20	036091	059133
	1	25	036092	059134
	1-1/4	32	036093	059135
	1-1/2	40	036094	059136
	2	50	036095	059137
	2-1/2	65	036096	059138
	3	75	036097	059139
	4	100	036098	059140
	6	150	036099	059141
	8	200	036100	059142
	10	250	036101	† 059033 †
	12	300	036102	† 059043 †
	14	350	036103	† -
16	400	036889	† -	



Dimension	Dimension		PVC Sch 80	CPVC Sch 80
	inches	mm	Product Code	Product Code
30° Elbow Soc x Soc	6	150	236003	059022

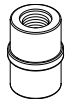




Dimension		PVC Sch 80	CPVC Sch 80
inches	mm	Product Code	Product Code

Dimension		PVC Sch 80	CPVC Sch 80
inches	mm	Product Code	Product Code

### Coupling Fpt x Fpt



1/4	6	036104	059143
3/8	9	036105	059144
1/2	12	036106	059145
3/4	20	036107	059146
1	25	036108	059147
1-1/4	32	036109	059148
1-1/2	40	036110	059149
2	50	036111	059150
2-1/2	65	036112	059151
3	75	036113	059152
4	100	036114	059153

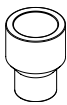
### 45° Wye Soc x Soc x Soc



1-1/2	40	036854	059553
2	50	036855	059536
3	75	036856	059537
4	100	036857	059538
6	150	036858	059539
6 x 4	150 x 100	036861	059541
8	200	036859	† -
8 x 6	200 x 150	036884	† -

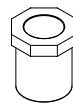
1/2" - 2" - 235 psi maximum internal pressure rating @ 73°F  
 (12 - 50mm - 1620 kPa maximum internal pressure rating @ 23°C)  
 3" - 6" - 150 psi maximum internal pressure rating @ 73°F  
 (75 - 150mm - 1034 kPa maximum internal pressure rating @ 23°C)

### Reducer Coupling Soc x Soc



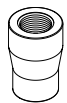
3/4 x 1/2	20 x 12	036719	059460
1 x 1/2	25 x 12	036720	059461
1 x 3/4	25 x 20	036721	059462
1-1/4 x 3/4	32 x 20	036723	-
1-1/4 x 1	32 x 25	036724	059463
1-1/2 x 1/2	40 x 12	036725	-
1-1/2 x 3/4	40 x 20	036726	059464
1-1/2 x 1	40 x 25	036727	059465
1-1/2 x 1-1/4	40 x 32	036728	059466
2 x 1/2	50 x 12	036897	-
2 x 1	50 x 25	036729	059467
2 x 1-1/2	50 x 40	036731	059458
3 x 2	75 x 50	036735	059470
4 x 2	100 x 50	036736	059459
4 x 3	100 x 75	036738	059472
6 x 4	150 x 100	036740	059471
8 x 6	200 x 150	036743	059473

### Reducer Bushing Spig x Soc (flushstyle)



3/8 x 1/4	9 x 6	036599	-
1/2 x 1/4	12 x 6	036600	059373
1/2 x 3/8	12 x 9	036601	059374
3/4 x 1/2	20 x 12	036604	059375
1 x 1/2	25 x 12	036605	059376
1 x 3/4	25 x 20	036606	059377
1-1/4 x 1/2	32 x 12	036607	059378
1-1/4 x 3/4	32 x 20	036608	059379
1-1/4 x 1	32 x 25	036609	059380
1-1/2 x 1/2	40 x 12	036610	059381
1-1/2 x 3/4	40 x 20	036611	059382
1-1/2 x 1	40 x 25	036612	059383
1-1/2 x 1-1/4	40 x 32	036613	059384
2 x 1/2	50 x 12	036614	059385
2 x 3/4	50 x 20	036615	059386
2 x 1	50 x 25	036616	059387
2 x 1-1/4	50 x 32	036617	059388
2 x 1-1/2	50 x 40	036618	059389
2-1/2 x 1-1/4	65 x 32	036620	-
2-1/2 x 1-1/2	65 x 40	036621	-
2-1/2 x 2	65 x 50	036622	059392
3 x 1	75 x 25	036623	-
3 x 1-1/2	75 x 40	036624	059393
3 x 2	75 x 50	036625	059394
3 x 2-1/2	75 x 65	036626	059395
4 x 2	100 x 50	036628	059396
4 x 3	100 x 75	036630	059397
6 x 2	150 x 50	036632	059398
6 x 3	150 x 75	036633	059399
6 x 4	150 x 100	036634	059400
8 x 6	200 x 150	036638	059401
10 x 6	250 x 150	036922	† -
10 x 8	250 x 200	036270	† -
12 x 10	300 x 250	036208	† -
12 x 6	300 x 150	036908	-
12 x 8	300 x 200	036645	-

### Reducer Coupling Fpt x Fpt




1/2 x 1/4	12 x 6	036746	-
3/4 x 1/2	20 x 12	036748	-
1 x 1/2	25 x 12	036749	-
1 x 3/4	25 x 20	036750	-
1-1/4 x 3/4	32 x 20	036751	-
1-1/2 x 1	40 x 25	036754	-
2 x 1-1/2	50 x 40	036758	-

†, † See page 5 for descriptions


# PRODUCT CHART - XIRTEC PVC SCH. 80 & XIRTEC CPVC SCH. 80 FITTINGS

Dimension		PVC Sch 80	CPVC Sch 80
inches	mm	Product Code	Product Code


Dimension		PVC Sch 80	CPVC Sch 80
inches	mm	Product Code	Product Code




Reducer Bushing	Spig x Fpt (flushstyle)	PVC Sch 80 Product Code	CPVC Sch 80 Product Code	
	3/8 x 1/4	9 x 6	036679	-
	1/2 x 1/4	12 x 6	036681	059428
	1/2 x 3/8	12 x 9	036682	059429
	3/4 x 1/4	20 x 6	036683	059430
	3/4 x 1/2	20 x 12	036684	059431
	1 x 3/8	25 x 9	036685	-
	1 x 1/2	25 x 12	036686	059432
	1 x 3/4	25 x 20	036687	059433
	1-1/4 x 1/2	32 x 12	036688	059434
	1-1/4 x 3/4	32 x 20	036689	059435
	1-1/4 x 1	32 x 25	036690	059436
	1-1/2 x 1/2	40 x 12	036691	059437
	1-1/2 x 3/4	40 x 20	036692	059438
	1-1/2 x 1	40 x 25	036693	059439
	1-1/2 x 1-1/4	40 x 32	036694	059440
	2 x 1/2	50 x 12	036695	059441
	2 x 3/4	50 x 20	036696	059442
	2 x 1	50 x 25	036697	059443
	2 x 1-1/4	50 x 32	036698	059444
	2 x 1-1/2	50 x 40	036699	059445
	2-1/2 x 3/4	65 x 20	036700	059446
	2-1/2 x 1	65 x 25	036701	059447
	2-1/2 x 1-1/4	65 x 32	036702	059448
	2-1/2 x 1-1/2	65 x 40	036703	059449
	2-1/2 x 2	65 x 50	036704	059450
	3 x 3/4	75 x 20	036705	-
	3 x 1	75 x 25	036706	059547
	3 x 1-1/4	75 x 32	036707	-
	3 x 1-1/2	75 x 40	036708	059451
	3 x 2	75 x 50	036709	059452
	3 x 2-1/2	75 x 65	036710	059453
	4 x 2	100 x 50	036711	059454
	4 x 2-1/2	100 x 65	036712	059640
	4 x 3	100 x 75	036713	059455
	6 x 2	150 x 50	036714	-
	6 x 3	150 x 75	036715	059641
	6 x 4	150 x 100	036716	059456



T T Bushing	Mpt x Fpt (flushstyle)	PVC Sch 80 Product Code	CPVC Sch 80 Product Code	
	3/8 x 1/4	9 x 6	036647	059402
	1/2 x 1/4	12 x 6	036648	059403
	1/2 x 3/8	12 x 9	036649	059404
	3/4 x 1/4	20 x 6	036651	059405
	3/4 x 3/8	20 x 9	036652	059406
	3/4 x 1/2	20 x 12	036653	059407
	1 x 1/4	25 x 6	036654	059643
	1 x 3/8	25 x 9	036655	-
	1 x 1/2	25 x 12	036656	059408
	1 x 3/4	25 x 20	036657	059409
	1-1/4 x 1/2	32 x 12	036658	059410
	1-1/4 x 3/4	32 x 20	036659	059411
	1-1/4 x 1	32 x 25	036660	059412
	1-1/2 x 1/2	40 x 12	036661	059413
	1-1/2 x 3/4	40 x 20	036662	059414
	1-1/2 x 1	40 x 25	036663	059415
	1-1/2 x 1-1/4	40 x 32	036664	059416
	2 x 1/2	50 x 12	036665	059417
	2 x 3/4	50 x 20	036666	059418
	2 x 1	50 x 25	036667	059419
	2 x 1-1/4	50 x 32	036668	059420
	2 x 1-1/2	50 x 40	036669	059421
	2-1/2 x 2	65 x 50	036672	059422
	3 x 1-1/2	75 x 40	036673	059423
	3 x 2	75 x 50	036674	059424
	3 x 2-1/2	75 x 65	036675	059425
	4 x 2	100 x 50	036676	059426
	4 x 3	100 x 75	036677	059427



Male Adapter	Soc x Mpt	PVC Sch 80 Product Code	CPVC Sch 80 Product Code	
	1/2	12	036420	059286
	3/4	20	036421	059287
	1	25	036422	059288
	1-1/4	32	036423	059289
	1-1/2	40	036424	059290
	2	50	036425	059291
	2-1/2	65	036426	059292
	3	75	036427	059293
	4	100	036428	059294
	6	150	036887	† -



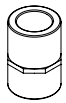
Female Adapter	Soc x Fpt	PVC Sch 80 Product Code	CPVC Sch 80 Product Code	
	1/4	6	036209	059217
	3/8	9	036210	059218
	1/2	12	036211	059219
	3/4	20	036212	059220
	1	25	036213	059221
	1-1/4	32	036214	059222
	1-1/2	40	036215	059223
	2	50	036216	059224
	2-1/2	65	036217	059225
	3	75	036218	059226
	4	100	036219	059227
	6	150	036221	† -

†, ‡ See page 5 for descriptions

Dimension		PVC Sch 80	CPVC Sch 80
inches	mm	Product Code	Product Code

Dimension		PVC Sch 80	CPVC Sch 80
inches	mm	Product Code	Product Code

**Female Adapter Soc x Fpt (SS reinforced)**



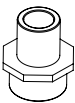
Soc x Fpt (SS reinforced)	Product Code	Product Code
1/2	036971	059951
3/4	036972	059952
1	036973	059953
1-1/4	036974	059954
1-1/2	036975	059955
2	036976	059956
2-1/2	036977	059646
3	036978	059957
4	036979	059958

**Cap Fpt**



Fpt	Product Code	Product Code
1/4	036072	059119
3/8	036073	059120
1/2	036074	059121
3/4	036075	059122
1	036076	059123
1-1/4	036077	059124
1-1/2	036078	059125
2	036079	059126
2-1/2	036080	059127
3	036081	059128
4	036082	059129

**Female Adapter Spig x Fpt (SS reinforced)**



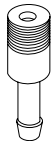
Spig x Fpt (SS reinforced)	Product Code	Product Code
1/2	036965	059945
3/4	036966	059946
1	036967	059947
1-1/4	036968	059948
1-1/2	036969	059949
2	036970	059950
3	236000	059647
4	236001	059648

**Plug Mpt**



Mpt	Product Code	Product Code
1/4	036568	059361
3/8	036569	059362
1/2	036570	059363
3/4	036571	059364
1	036572	059365
1-1/4	036573	059366
1-1/2	036574	059367
2	036575	059368
2-1/2	036576	059369
3	036577	059370
4	036578	059371
6	036579	-

**Hose Adapter Hose x Mpt**



Hose x Mpt	Product Code		
1/4	036394	†	-
3/8	036395	†	-
1/2	036396	†	-
3/4	036397	†	-
1	036398	†	-
1 1/4	036399	†	-
1 1/2	036400	†	-
2	036401	†	-
2 1/2	036402	†	-
3	036403	†	-
4	036404	†	-

**Plug Spig**



Spig	Product Code	
2	036585	-

**Cap Soc**



Soc	Product Code	Product Code
1/4	036056	059107
3/8	036057	059108
1/2	036058	059109
3/4	036059	059110
1	036060	059111
1-1/4	036061	059112
1-1/2	036062	059113
2	036063	059114
2-1/2	036064	059115
3	036065	059116
4	036066	059117
6	036067	059118
8	036068	059029
10	036069	† -
12	036070	† -
14	-	† -
16	036071	† -

**90° Radius Bends - 6D Spig x Spig**



Spig x Spig	Product Code		
1/2	-	†	-
3/4	036027	†	-
1	036028	†	-
1-1/4	036029	†	-
1-1/2	036030	†	-
2	036031	†	-
2-1/2	036032	†	-
3	036033	†	-
4	036034	†	-
6	036035	†	-
8	036036	†	-
10	036868	†	-
12	-	†	-

† See page 5 for descriptions

# PRODUCT CHART - XIRTEC PVC SCH. 80 & XIRTEC CPVC SCH. 80 FITTINGS

Dimension		PVC Sch 80	CPVC Sch 80
inches	mm	Product Code	Product Code

Dimension		PVC Sch 80	CPVC Sch 80
inches	mm	Product Code	Product Code

## 45° Radius Bends - 6D Spig x Spig



1/2	12	-	†
3/4	20	036020	†
1	25	036021	†
1-1/4	32	-	†
1-1/2	40	036022	†
2	50	036023	†
2-1/2	65	036867	†
3	75	036024	†
4	100	036025	†
6	150	036026	†
8	200	-	†
10	250	-	†
12	300	-	†

## Union Soc x Fpt (Viton® O-ring Seal)



1/2	12	036410	-
3/4	20	036411	-
1	25	036412	-
1-1/4	32	036413	-
1-1/2	40	036414	-
2	50	036415	-
3	75	236010	-
4	100	236011	-

## 22-1/2° Radius Bends - 6D Spig x Spig



1/2	12	036012	†	-
3/4	20	-	†	-
1	25	036013	†	-
1-1/4	32	-	†	-
1-1/2	40	-	†	-
2	50	036014	†	-
2-1/2	65	036015	†	-
3	75	036016	†	-
4	100	036017	†	-
6	150	036018	†	-
8	200	036019	†	-
10	250	-	†	-
12	300	-	†	-

## Tank Adapter Soc x Fpt



1/2	12	036038	059100
3/4	20	036039	059101
1	25	036040	059102
1-1/4	32	036041	-
1-1/2	40	036042	059103
2	50	036043	059104
3	75	036045	059105
4	100	036046	059106
6	150	-	† -

## Tank Adapter Fpt x Fpt



1/2	12	036047	-
3/4	20	036048	-
1	25	036049	-
1-1/4	32	036050	-
1-1/2	40	036051	-
2	50	036052	-
3	75	036054	-
4	100	036055	-
6	150	-	† -

## Union Soc x Soc (Viton® O-ring Seal)



1/4	6	036833	059519
3/8	9	036834	-
1/2	12	036835	059520
3/4	20	036836	059521
1	25	036837	059522
1-1/4	32	036838	059523
1-1/2	40	036839	059524
2	50	036840	059525
3	75	036842	059526
4	100	036843	059550

## Flange Soc (solid style)



1/2	12	036223	059228
3/4	20	036224	059229
1	25	036225	059230
1-1/4	32	036226	059231
1-1/2	40	036227	059232
2	50	036228	059233
2-1/2	65	036229	059234
3	75	036230	059235
4	100	036231	059236
5	125	036232	-
6	150	036233	059238
8	200	036234	059239
10	250	036235	† -
12	300	036236	† -
14	350	036237	† -
16	400	036238	† -
18	450	036870	† -
20	500	-	† -
24	600	036239	† -

## Union Fpt x Fpt (Viton® O-ring Seal)



1/4	6	036844	059527
3/8	9	036845	-
1/2	12	036846	059529
3/4	20	036847	059530
1	25	036848	059531
1-1/4	32	036849	059532
1-1/2	40	036850	059533
2	50	036851	059534
3	75	036852	059535
4	100	036853	059651

†, ‡ See page 5 for descriptions

Dimension		PVC Sch 80	CPVC Sch 80
inches	mm	Product Code	Product Code

### Flange Fpt (solid style)



1/2	12	036240	059240
3/4	20	036241	059241
1	25	036242	059242
1-1/4	32	036243	059243
1-1/2	40	036244	059244
2	50	036245	059245
2-1/2	65	036246	059246
3	75	036247	059247
4	100	036248	059248
6	150	036249	059249

### Flange Blind



1/2	12	036250	059250
3/4	20	036251	059251
1	25	036252	059252
1-1/4	32	036253	059253
1-1/2	40	036254	059254
2	50	036255	059255
2-1/2	65	036256	059256
3	75	036257	059257
4	100	036258	059258
6	150	036259	059259
8	200	036260	059260
10	250	036261	† -
12	300	036262	† -
14	350	036263	†◆ -
16	400	036264	†◆ -
18	450	036265	†◆ -
20	500	-	†◆ -
24	600	036266	†◆ -

◆ Domed flange

### No-Leak Flange Spig x Spig



1/2	12	036331	†	-
3/4	20	036332	†	-
1	25	036923	†	-
1-1/4	32	036333	†	-
1-1/2	40	036334	†	-
2	50	036335	†	-
2-1/2	65	036336	†	-
3	75	036337	†	-
4	100	036338	†	-
6	150	036339	†	-
8	200	036340	†	-
10	250	036341	†	-
12	300	036342	†	-
14	350	036915	†	-
16	400	036343	†	-
18	450	036871	†	-
20	500	-	†	-
24	600	036924	†	-

† See page 5 for descriptions

Dimension		PVC Sch 80	CPVC Sch 80
inches	mm	Product Code	Product Code

### Heavy Duty Vanstone Flange Soc w Fibre-Loc Ring



1/2	12	-	059262
3/4	20	-	059263
1	25	-	059264
1-1/4	32	-	059265
1-1/2	40	036323	059266
2	50	036324	059267
2-1/2	65	-	059268
3	75	036326	059269
4	100	036416	059270
6	150	036417	059271
8	200	036418	059272
10	250	036419	† 059273
12	300	036429	† 059569
14	350	036358	†▼ -
16	400	036359	†▼ -

▼ Molded hub, c/w coated metal rings

### Vanstone Flange Soc w PVC Ring



1/2	12	036344	-
3/4	20	036345	-
1	25	036346	-
1-1/4	32	036347	-
1-1/2	40	036348	-
2	50	036349	-
2-1/2	65	036350	-
3	75	036351	-
4	100	036352	-
5	125	036353	-
6	150	036354	-
8	200	036355	-
10	250	036356	▼ -
12	300	036357	▼ -

▼ Molded hub, c/w coated metal rings

### Vanstone Flange Soc w Steel Ring



18	450	036947	†	-
20	500	036913	†	-
24	600	036914	†	-

Note: these flanges are rated at 50 psi (345 kPa) maximum operating

# PRODUCT CHART - XIRTEC PVC SCH. 80 & XIRTEC CPVC SCH. 80 FITTINGS

Dimension		PVC Sch 80	CPVC Sch 80
inches	mm	Product Code	Product Code

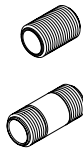
Dimension		PVC Sch 80	CPVC Sch 80
inches	mm	Product Code	Product Code

## Vanstone Flange Spig



1/2	12	036374	059274
3/4	20	036375	059275
1	25	036376	059276
1-1/4	32	036377	059277
1-1/2	40	036378	059278
2	50	036379	059279
2-1/2	65	036380	059280
3	75	036381	059281
4	100	036382	059282
6	150	036383	059283
8	200	036384	059570
10	250	036321 †	-
12	300	036406 †	-

## Nipples



### 1/4" (6mm) diameter

7/8 close	22	036434	059296
1-1/2	40	036445	059306
2	50	036456	059316
2-1/2	65	036457	-
3	75	036458	059317
3 1/2	90	036459	-
4	100	036460	059318
4-1/2	115	036461	-
5	125	036462	059319
6	150	036463	059320
8	200	036464	-
10	250	236012	-
12	300	236013	-

## Vanstone Flange Fpt



1/2	12	036385	059656
3/4	20	036386	059657
1	25	036387	059658
1-1/4	32	036388	059284
1-1/2	40	036389	059659
2	50	036390	059660
2-1/2	65	036391	059661
3	75	036392	059285
4	100	036393	059662

### 3/8" (9mm) diameter

1 close	25	036435	059551
1-1/2	40	036446	059307
2	50	036466	059552
2-1/2	65	036467	-
3	75	036468	059939
3-1/2	90	036469	-
4	100	036470	059554
4-1/2	115	036471	-
5	125	036472	-
6	150	036473	-
8	200	036474	-

## 1/8" Flange Gasket Neoprene



1/2	12	036296	-
3/4	20	036297	-
1	25	036298	-
1-1/4	32	036299	-
1-1/2	40	036300	-
2	50	036301	-
2-1/2	65	036302	-
3	75	036303	-
4	100	036304	-
5	125	036305	-
6	150	036306	-
8	200	036307	-
10	250	036308	-
12	300	036309	-
14	350	036310	-
16	400	036311	-
18	450	036312	-
20	500	036313	-
24	600	036314	-



### 1/2" (12mm) diameter

1-1/8 close	28	036436	059297
1-1/2	40	036447	059308
2	50	036475	059322
2-1/2	65	036476	-
3	75	036477	059321
3-1/2	90	036478	-
4	100	036479	059324
4-1/2	115	036480	-
5	125	036481	059325
5-1/2	140	036482	-
6	150	036483	059326
8	200	036484	-
10	250	036485	-
12	300	036486	-

Dimension		PVC Sch 80	CPVC Sch 80
inches	mm	Product Code	Product Code

### Nipples

#### 3/4" (20mm) diameter

	1-3/8 close	35	036437	059298
	1-1/2	40	036448	059309
	2	50	036490	059327
	2-1/2	65	036491	-
	3	75	036492	059328
	3-1/2	90	036493	-
	4	100	036494	059329
	4-1/2	115	036495	-
	5	125	036496	059331
	5-1/2	140	036497	-
	6	150	036498	059332
	8	200	036500	-
	10	250	036501	-
	12	300	036502	-

#### 1" (25mm) diameter

	1-1/2 close	40	036438	059299
	2	50	036449	059310
	2-1/2	65	036504	-
	3	75	036505	059333
	3-1/2	90	036506	-
	4	100	036507	059334
	4-1/2	115	036508	-
	5	125	036509	059335
	5-1/2	140	036510	-
	6	150	036511	059336
	8	200	036512	-
	10	250	036514	-
	12	300	036515	-



#### 1-1/4" (32mm) diameter

	1-5/8 close	41	036439	059300
	2	50	036450	059311
	2-1/2	65	036516	-
	3	75	036517	059338
	3-1/2	90	036518	-
	4	100	036519	059339
	4-1/2	115	036520	-
	5	125	036521	059340
	6	150	036522	059341
	8	200	036523	-
	10	250	036524	-
	12	300	036525	-

Dimension		PVC Sch 80	CPVC Sch 80
inches	mm	Product Code	Product Code

### Nipples

#### 1-1/2" (40mm) diameter

	1-3/4 close	45	036440	059301
	2	50	036451	059312
	2-1/2	65	036526	-
	3	75	036527	059342
	3-1/2	90	036528	-
	4	100	036529	059343
	4-1/2	115	036530	-
	5	125	036531	059344
	5-1/2	140	036532	-
	6	150	036533	059345
	8	200	036534	-
	10	250	036535	-
	12	300	036536	-

#### 2" (50mm) diameter

	2 close	50	036441	059302
	2-1/2	65	036452	-
	3	75	036539	059346
	3-1/2	90	036540	-
	4	100	036541	059347
	4-1/2	115	036542	-
	5	125	036543	059348
	5-1/2	140	036544	-
	6	150	036545	059349
	8	200	036546	-
	10	250	036547	-
	12	300	036548	-

#### 2-1/2" (65mm) diameter

	2-1/2 close	65	036442	059303
	3	75	036549	-
	4	100	036550	059351
	6	150	036551	059352
	8	200	036552	-
	12	300	036553	-

#### 3" (75mm) diameter

	2-5/8 close	67	036443	059304
	3	75	036554	059353
	4	100	036555	059354
	5	125	036556	059355
	6	150	036557	059356
	8	200	036558	-
	10	250	036559	-
	12	300	036560	-

#### 4" (100mm) diameter

	2-7/8 close	72	036444	059305
	4	100	036562	-
	5	125	036563	-
	6	150	036564	059357
	8	200	036565	-
	10	250	036566	-
	12	300	036567	-

# PRODUCT CHART - XIRTEC PVC SCH. 80 & XIRTEC CPVC SCH. 80 FITTINGS

Dimension		PVC Sch 80	CPVC Sch 80
inches	mm	Product Code	Product Code

Dimension		PVC Sch 80	CPVC Sch 80
inches	mm	Product Code	Product Code

## Expansion Joint 6" (150mm) Travel EPDM



1/2	12	136115	059973
3/4	20	136117	059975
1	25	136119	059977
1-1/2	40	136121	059979
2	50	136123	059981
3	75	136125	059983
4	100	136127	059985

## Polypropylene Pipe Clamps



1/2	12	035180	-
3/4	20	035181	-
1	25	035182	-
1-1/4	32	035183	-
1-1/2	40	035184	-
2	50	035185	-

## Expansion Joint 12" (300mm) Travel EPDM



1/2	12	136116	059959
3/4	20	136118	059961
1	25	136120	059963
1-1/2	40	136122	059965
2	50	136124	059967
3	75	136126	059969
4	100	136128	059971

## Strut Base



-	-	035186	
---	---	--------	--

Note: Strut Bases are sold individually, two Strut Bases are required to create one Strut Base Unit.  
Example: If you require 10 complete Strut Base Units you must order 20 strut bases.

## Expansion Joint 6" (150mm) Travel Viton®



1/2	12	136101	059974
3/4	20	136103	059976
1	25	136105	059978
1-1/2	40	136107	059980
2	50	136109	059982
3	75	136111	059984
4	100	136113	059986

## Pipe Straps 2 holes



1/2	12	036000
3/4	20	036001
1	25	036002
1-1/4	32	036003
1-1/2	40	036004
2	50	036005

## Expansion Joint 12" (300mm) Travel Viton®



1/2	12	136102	059960
3/4	20	136104	059962
1	25	136106	059964
1-1/2	40	136108	059966
2	50	136110	059968
3	75	136112	059970
4	100	136114	059972

## Pipe Straps PVC Coated Steel 2 holes



2-1/2	65	036006
3	75	036007
3-1/2	90	036008
4	100	036009
5	125	036010
6	150	036011

## "U" Bend 4" (100mm) O.C. for Ice Rink Piping



1	25	059019 Barbed end
1	25	Plain End (Spigot)

Fits 1" (25mm) ID Poly Pipe



# IPEX Industrial CADonDemand Center

REGISTER TO GAIN ACCESS TO:



- Complete dimensions of Schedule 40 and Schedule 80, Xirtec PVC and Xirtec CPVC fittings
- 2D & 3D CAD drawing formats available
- 2D & 3D Valve CAD drawings available soon
- BIM coming soon

Register at [www.ipexna.com](http://www.ipexna.com)

# HIGH PRESSURE CLEAR-GUARD CLEAR PVC PIPE

1/2" - 8" (12mm - 200mm)

## Clear-Guard™

IPEX Clear-Guard™ Clear PVC pipe provides a cost-effective multipurpose solution for many different piping applications. The benefits of rigid Xirtec PVC piping are well documented including light weight, flexibility, durability and exceptional corrosion resistance. These benefits with the addition of clarity, are now available in our Clear-Guard Clear PVC pipe product. Our clarity provides 360° visibility for several applications including dual-containment, clean room and site glass applications.

With IPEX's new high pressure clear PVC pipe you can specify Schedule 40 clear pipe for applications where previously only Schedule 80 clear pipe would suffice. Our high pressure formulation, with a long-term hydrostatic design basis of 3,150 psi allows for better clarity and more versatility for various applications.

### ADVANTAGES

- 1 Sizes range from 1/2" to 8" Schedule 40 pipe
- 2 Standard 10 foot lengths
- 3 20 foot lengths available by special order
- 4 Certified to NSF-61
- 5 3,150 psi HDB – tested in accordance with ASTM D2837
- 6 Pressure and Vacuum service

### APPLICATIONS

- Clear-Guard Dual-Containment Systems
- Dual-Containment for High Purity Tubing
- Leak Detection Systems
- Agricultural & Aquacultural Applications
- Chemical Processing/Blending
- Healthcare/Hospital Use
- Laboratory Applications
- Environmental Applications
- Sight Gauge Assemblies
- Displays/Exhibits
- Food & Beverage Processing
- and more ...

### STANDARDS



Clear-Guard™ Clear PVC pipe is designed for indoor applications where there is no significant exposure to ultraviolet sources or to direct sunlight.

## COMPATIBILITY & PRESSURE RATING

IPEX Clear-Guard Clear PVC pipe is produced from a rigid, virgin Polyvinyl Chloride (PVC) compound with a Cell Classification of 15334 per ASTM D1784. This material also enables Clear-Guard Clear PVC piping to carry a maximum service temperature of 140°F when appropriate temperature/pressure de-rating factors are applied.

As with our Xirtec PVC piping system our pressure ratings are dependent on the pipe diameter and the operating temperature of the system. As temperatures increase, the pressure rating of the system decreases. Refer to the table for de-rating factors on our Clear-Guard pressure ratings.

This material is compatible with Xirtec PVC pipe, fittings and valves, and can be joined into existing PVC systems using the appropriate solvent cement joining process.

## JOINING TECHNIQUES

IPEX Clear-Guard Clear PVC pipe is easily joined by the solvent cementing process, providing a quick, strong, leak-tight seal for pressure applications.

To maintain the system's clarity, IPEX recommends the use of a clear, medium-bodied, fast-setting cement in conjunction with a clear primer for optimum joint integrity. As an added advantage due to the product's transparency, joint integrity is readily identified during the solvent cement joining process.

Details on proper solvent cementing techniques are available and must be reviewed for proper assembly and joint integrity.

Operating Temperature (°F)	Operating Pressure De-rating Factor
73	1.00
80	0.88
90	0.75
100	0.62
110	0.51
120	0.40
130	0.31
140	0.22



### DID YOU KNOW?

Clear-Guard™ has a higher Pressure Rating when compared to the competition

IPEX Clear-Guard PVC 3150 = HDB* @ 73°F		
Size	Product Code	Sch 40 Pressure Rating
1/2"	22003	480
3/4"	22009	390
1"	22014	360
1-1/4"	22026	290
1-1/2"	22031	260
2"	22036	220
3"	22045	210
4"	22053	180
6"	22057	140
8"	22198	120

\* HDB = Hydrostatic Design Basis – the established stress value for a compound at a specific temperature

# ENPURE HIGH PURITY

1/2" - 4" (12mm - 100mm)

## enpure™

Enpure® proves itself as the superior high purity system manufacturing industries and research facilities are increasingly requiring high purity water systems that will meet the stringent requirements of their operations. Whether the application is for ultra pure water or for transporting chemically pure agents of foodstuffs, water purification technologies such as distillation, de-ionization, reverse osmosis and filtration eliminate a variety of impurities such as bacteria, particulates and both organic and inorganic contaminants.

The purity of a system depends on the leach ability of the material and joining method used to assemble the system.

Traditional materials used for handling high purity water have been metal and glass piping. The issue is that metals can exhibit problems with trace metal contamination; and elements such as sodium, boron, silica, lead and arsenic can be leached out of glass piping.

Over the past twenty years, advances in thermoplastic technology have enabled the effective use of plastics for high-purity water distribution systems, even in aggressive ultra high purity applications.

### APPLICATIONS

- Food processing
- Hospitals
- Research facilities
- Chemical manufacturing
- Photographic chemical processing
- Effluent treatment plants
- Water treatment plants
- Pharmaceutical manufacturing
- Laboratories
- Universities
- Biotechnology

### STANDARDS



FDA Code of Federal Regulations  
CFR Title 21-177.1520 2002



### DID YOU KNOW?

Enpure is manufactured from special high purity natural polypropylene materials. No regrind material or pigment is used in the production of pipe or fittings. Using virgin un-pigmented material ensures purity. To avoid contamination during manufacturing, the pipe is capped and boxed immediately after production. Enpure is a low-cost solution with a high resistance to chemicals, corrosion, and abrasion. It also has improved flow characteristics compared to traditional purity systems.



## ADVANTAGES

- 1 **Virgin Material**  
Enpure is manufactured from special high purity virgin polypropylene materials. No regrind material is used in the manufacturing process, thereby avoiding contamination by colorants or other materials and potential loss of physical properties due to the incorporation of heat stressed materials.
- 2 **Abrasion Resistance**  
The inherent abrasion resistance of natural PP allows substantial increases in life expectancy compared to other materials. In many applications, natural polypropylene out-performs other materials such as metals.
- 3 **Improved Flow**  
IPEX piping is smooth and has a substantially lower roughness factor than metal and other materials, and since thermoplastics do not rust, pit, scale or corrode, the interior walls remain smooth in virtually any service.
- 4 **Biological Resistance**  
Enpure natural PP piping is resistant to fungi and bacterial growth. The smoothness of the interior walls inhibits bacterial growth by eliminating sites where bacteria can adhere.
- 5 **Chemical Resistance**  
Enpure natural PP offers a complete high purity system including pipe, fittings and valves with outstanding resistance to most organic and inorganic chemicals in common use. It is potentially vulnerable to strong oxidizing acids, certain organic solvents and chlorinated hydrocarbons.
- 6 **Corrosion Resistance**  
Our thermoplastic materials are immune to damage from naturally corrosive soil conditions as well as electrochemical or galvanic corrosion. These non-corroding properties extend service life and lower maintenance costs even in below-grade applications.
- 7 **Extended Life**  
Once properly selected for the application and correctly installed, Enpure products provide years of maintenance free service.
- 8 **Lower Costs**  
IPEX Enpure natural PP has lower material and installation costs than other comparable materials such as stainless steel or PVDF.
- 9 **Service Temperature**  
IPEX Enpure line of pipe, fittings and valves are designed to meet the highest purity standards. It is because of this that there are no additives in the virgin polypropylene material. Additives such as antioxidants and UV stabilizers help thermoplastic materials with oxidation resistance. Since Enpure does not contain these additives, it is pressure rated at 73°F (23°C) and will experience lower pressure capabilities and a shortened service life if operated at elevated temperatures.
- 10 **Standards and Approvals**  
IPEX manufactures the widest range of thermoplastic piping systems available. All products are produced to the strictest internal quality control specifications and meet or exceed applicable regulatory standards.

## VALVE SELECTION

As is the case with other thermoplastic components in a processing system, a valve must be selected based on the characteristics of the fluid medium, the system's operating parameters, and its intended function for a particular application. Certain valve types are more suitable than others for on/off service, throttling or modulating, automation, back flow prevention, etc. The following table summarizes the valves offered as part of the Enpure system.

Some other considerations that may be important when selecting a valve include: physical space requirements or constraints, connection style, manual or remote operation, as well as position indication or feedback.



## AUTOMATED VALVES

IPEX can provide quarter turn pneumatic or electric actuators and mounting assemblies for Enpure ball valves. Pneumatic actuator bonnets are also available for Enpure diaphragm valves. A wide selection of accessories such as pilot solenoid valves, position indicators, and microswitches, allow various control and feedback options. Please refer to the Thermoplastic Valves and Quarter Turn Automation literature or contact IPEX for further details regarding availability.

### ENPURE NATURAL PP VALVES

Valve Type	Sizes	Materials	Connections/ Style	Pressure Rating (psi) at 73°F
VKD Series Ball Valves	1/2 - 2	Natural PP	Socket, Flange	150
DK Series Diaphragm Valves	1/2 - 2	Natural PP	Socket, Flange	150
SR Series Ball Check Valves	1/2 - 2	Natural PP	Socket, Flange	150

## SHORT FORM SPECIFICATIONS

### SCOPE

All high-purity water piping as shown on drawings shall be socket-fused, virgin natural polypropylene (containing no regrind material) as manufactured by IPEX. The complete system of piping, valves, fittings, faucets, pipe supports and fusion equipment shall be supplied and warranted by a single manufacturer.

### DIMENSIONS

Physical dimensions of Enpure PP pipe and fittings shall meet or exceed Schedule 40 and Schedule 80 requirements.

### PIPING

Piping shall be manufactured in 10' or 20' (3 m or 6.1 m) lengths to Schedule 40 and Schedule 80 dimensions from virgin, unpigmented, Type 2 high-impact copolymer polypropylene conforming to ASTM D 4101, using no antioxidants or plasticizers. Piping shall be capped at each end and boxed for protection and cleanliness at the point of manufacturing.



### FITTINGS

Fittings shall be manufactured from virgin, unpigmented, Type 2 high-impact copolymer polypropylene conforming to ASTM D 4101, using no antioxidants or plasticizers. Fittings shall be designed for socket fusion utilizing IPEX socket fusion tools and shall have a working design pressure of 150 psi at 73°F (1,000 kPa @ 23°C). All fittings shall be packaged in polybags at the point of manufacturing to preserve fitting cleanliness.



### FAUCETS

All metal faucets shall be polyester powered lacquer coated and have non-pigmented polypropylene wetted parts. Faucets shall be recirculating-style to ensure the elimination of static water pockets and shall be rated at 150 psi @ 73°F (1,000 kPa @ 23°C). All faucets shall be fully compatible with all other natural polypropylene piping components in terms of dimensions, quality and purity.

### VALVES

All valves shall be manufactured from virgin, unpigmented type 1 Homopolymer polypropylene conforming to ASTM D 4101, using no antioxidants or plasticizers that could compromise water quality. Valves shall be designed for socket fusion utilizing IPEX socket fusion tools and shall have a working design pressure of 150 psi @ 73°F (1,000 kPa @ 23°C).



- All ball valves shall be double-blocking type with o-ring cushions under the PTFE seats, in-line micro adjustment capability and incorporate a spanner wrench in the handle.
- All diaphragm valves shall be weir-style featuring smooth (non-drilled) GRF bonnets with integrated fasteners (for cleanliness) and rising position indicator.
- All valves with EPDM diaphragms shall feature concentric ridges on valve body and smooth diaphragms.
- All valves with PTFE diaphragm shall feature machined (smooth) bodies and rigid PTFE diaphragms for positive seal and longer cycle life.
- All ball check valves shall be single union design with micro adjustable locking seat carrier.

### SUPPORTS

All piping supports shall incorporate IPEX Cobra clips manufactured from U.V. stabilized polypropylene and designed to allow free axial pipe movement during expansion and contraction of a pipe system. Support spacings shall be to the manufacturer's recommendations for the design temperature of the system.

### INSTALLATION

Installation shall be in accordance with the contract drawings, the manufacturer's recommendations and the local building codes. The entire system shall be installed stress-free and in proper alignment, with due allowance for expansion and contraction.

### TESTING

The water-testing requirements on any complete piping system vary dramatically depending on the operating pressure, temperature, installation conditions, jointing method and the proposed service medium. If the testing is not determined by the engineer or governed by regulatory code, the manufacturer should be contacted.

Air or compressed gas shall never be used for pressure testing rigid thermoplastic piping systems.


## JOINING METHODS


Joining methods should also be considered when reviewing sources of potential contamination. Not all joining methods are equal. Some joining methods can introduce contaminants into the system that are not introduced by the pipe material itself.


Below is a breakdown of the most common joining methods and their potential affects on purity. To ensure a contamination-free system, Enpure utilizes a socket fusion joining method.


Purity Level	Joining Methods	Description
•	Threaded Metal Joints	Threaded metal components may cause leaching of contained metals, local stagnation of fluid flow and may produce potential sites for bacterial growth when used with high purity water.
••	Soldered Metal Joints	Oxidation at welded, braised or soldered metal joints can cause contamination when exposed to the high purity water.
•••	Solvent Welded Joints	Solvent welded plastic joints, unless carefully made and cured, can contribute contamination to high purity water.
••••	Socket Fusion	Socket fusion is a simple process of melting and fusing components together resulting in a clean homogeneous joint. As no compounds are used in the process, sources of material contamination are eliminated. For these types of applications, socket fusion is the joining method of choice.

## PRODUCT SELECTION CHART

	Dimension inches	Product Code
<b>Schedule 40 Pipe 10' Lengths</b>		
	1/2	546000
	3/4	546001
	1	546002
	1-1/4	546003
	1-1/2	546004
	2	546005
	3	546006
	4	546007

	Dimension inches	Product Code
<b>Schedule 80 Pipe 10' Lengths</b>		
	1/2	546008
	3/4	546009
	1	546010
	1-1/4	546011
	1-1/2	546012
	2	546013
	3	546014
	4	546015

	Dimension inches	Product Code
<b>Schedule 40 Pipe 20' Lengths</b>		
	1/2	546020
	3/4	546021
	1	546022
	1-1/4	546023
	1-1/2	546024
	2	546025
	3	546026
	4	546027

	Dimension inches	Product Code
<b>Schedule 80 Pipe 20' Lengths</b>		
	1/2	546028
	3/4	546029
	1	546030
	1-1/4	546031
	1-1/2	546032
	2	546033
	3	546034
	4	546035

Note: 20' Enpure pipe lengths are non-stock items available upon special request.

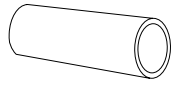
Note: 20' Enpure pipe lengths are non-stock items available upon special request.

IPEX components are dimensionally matched; do not install Enpure system components with components of other brands.

# PRODUCT SELECTION CHART

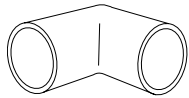
Dimension inches	Product Code
---------------------	-----------------

## Coupling Soc



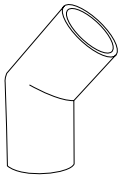
1/2	537122
3/4	537123
1	537124
1-1/4	537125
1-1/2	537126
2	537127
3	537128
4	537129

## 90° Elbow Soc



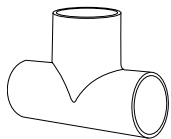
1/2	537142
3/4	537143
1	537144
1-1/4	537145
1-1/2	537146
2	537147
3	537148
4	537149

## 45° Elbow Soc



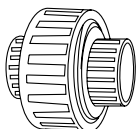
1/2	537152
3/4	537153
1	537154
1-1/4	537155
1-1/2	537156
2	537157
3	537158
4	537159

## Tee Soc



1/2	537162
3/4	537163
1	537164
1-1/4	537165
1-1/2	537166
2	537167
3	537168
4	537169

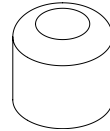
## Union w/ Viton® Seals Soc



1/2	537172
3/4	537173
1	537174
1-1/4	537175
1-1/2	537176
2	537177

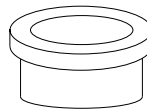
Dimension inches	Product Code
---------------------	-----------------

## Cap Soc



1/2	537182
3/4	537183
1	537184
1-1/4	537185
1-1/2	537186
2	537187
3	537188

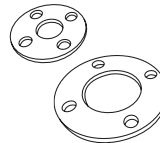
## Stub Flange Soc



1/2	537192
3/4	537193
1	537194
1-1/4	537195
1-1/2	537196
2	537197
3	537198
4	537099

Note: One stub flange and one steel backing flange are required for complete flange system.

## Steel Backing Flange - ASA 150 Drilling



1/2	537222
3/4	537223
1	537224
1-1/4	537225
1-1/2	537226
2	537227
3	537228
4	537229

Note: One stub flange and one steel backing flange are required for complete flange system.

## Blind Flange - ASA 150 Drilling



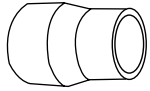
1/2	537212
3/4	537213
1	537214
1-1/4	537215
1-1/2	537216
2	537217
3	537218
4	537219

IPEX components are dimensionally matched; do not install Enpure system components with components of other brands.



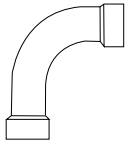
Dimension inches	Product Code
---------------------	-----------------

### Reducer Bushing Soc



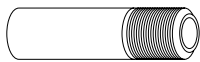
3/4 x 1/2	537241
1 x 1/2	537242
1 x 3/4	537243
1-1/4 x 1	537244
1-1/2 x 1	537245
1-1/2 x 1-1/4	537246
2 x 1	537247
2 x 1-1/4	537248
2 x 1-1/2	537249
3 x 1-1/2	537250
3 x 2	537251
4 x 2	537252
4 x 3	537253

### 90° Bend Soc



1/2	537272
3/4	537273
1	537304
1-1/4	537305
1-1/2	537306
2	537307
3	537308
4	537309

### Nipple – 6" Long Sp x MPT



1/2	537322
3/4	537323
1	537324
1-1/4	537325
1-1/2	537326
2	537327
3	537328
4	537329

### Cobra Pipe Clip – PP

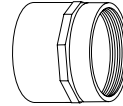


1/2	437341
3/4	437342
1	437343
1-1/4	437344
1-1/2	437345
2	437346
3	437348
4	437349

Note: 1/2" and 3/4" pipe clips are supplied without retaining bands.

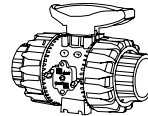
Dimension inches	Product Code
---------------------	-----------------

### Female Adapter Soc x FPT



1/2 x 1/2	537362
1/2 x 1/4	537370
1/2 x 3/8	537371
3/4 x 3/4	537363
1 x 1	537364
1-1/4 x 1-1/4	537365

### VKD True Union Ball Valve w/ Viton® Seals Soc



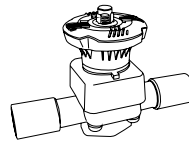
1/2	537031
3/4	537032
1	537033
1-1/4	537034
1-1/2	537035
2	537036

### End Connectors for True Union Ball Valves Soc



1/2	537014
3/4	537015
1	537016
1-1/4	537017
1-1/2	537018
2	537019

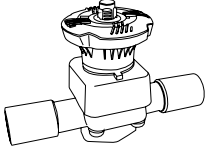
### DK Diaphragm Valve – PTFE Diaphragm Soc

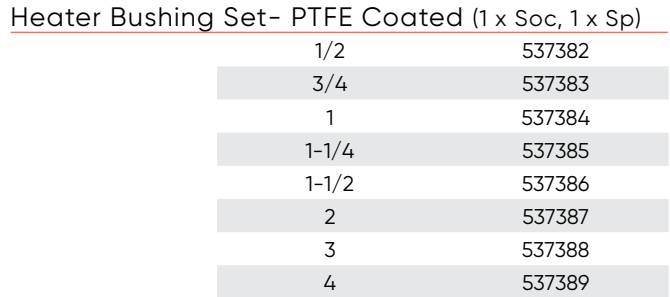


1/2	537053
3/4	537054
1	537055
1-1/4	537056
1-1/2	537057
2	537058

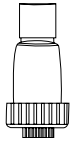
IPEX components are dimensionally matched; do not install Enpure system components with components of other brands.

## PRODUCT SELECTION CHART

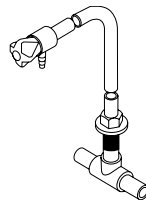
	Dimension inches	Product Code
	1/2	537047
	3/4	537048
	1	537049
	1-1/4	537050
	1-1/2	537051
	2	537052

	Dimension inches	Product Code
	1/2	537382
	3/4	537383
	1	537384
	1-1/4	537385
	1-1/2	537386
	2	537387
	3	537388
	4	537389

### Single Union Ball Check Valve w/ Viton® Seats & Seals Soc

	1/2	537784
	3/4	537785
	1	537786
	1-1/4	537787
	1-1/2	537788
	2	537189

### Recirculating Faucet Sp

	1/2	537480
---	-----	--------

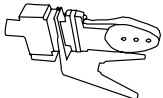
### Socket Fusion Joining Kit c/w Full Set of Heater Bushings

1/2 to 2	537401
1/2 to 4	537404

### Tempilstiks


537406
537407

### Socket Fusion Joining Tool - Paddle Only

	1/2 to 2	537403
	1/2 to 4	537400

### Bench Fusion Joining Kit c/w Full Set of Heater Bushings

1/2 to 4	537410
----------	--------

A goldfish is captured mid-jump, leaving a trail of water droplets as it moves from a crowded fishbowl on the left to an empty fishbowl on the right. The background is a solid blue gradient.

Why swim with  
all the other fish?

## IPEX Industrial – Tough Products for Tough Environments

### THE IPEX SYSTEM ADVANTAGE

**The IPEX advantage is obvious. Every plastic pipe, valve and fitting you need for any project; available from a single, reliable source.**

Only IPEX offers a complete system of pipe, valves and fittings engineered and manufactured to IPEX's strict quality, performance and dimensional standards. Available in PVC, CPVC, ABS, and natural Polypropylene – for Process Piping, Double Containment, High-Purity, Acid Waste, and Compressed Air applications, as well as a full range of specialty products and systems.

### LEADER IN THERMOPLASTIC PIPING SYSTEMS

**IPEX designs and manufactures one of the world's most diverse lines of integrated thermoplastic piping systems. All engineered from the ground up to handle the full range of today's industrial, mechanical, municipal, and electrical applications.**

An industry pioneer with more than 50 years of experience in plastic piping systems combined with progressive manufacturing technologies, efficient distribution centers and coast-to-coast customer support. When you choose IPEX, you can be confident that all your piping materials are backed by one company.

# DURAPLUS ABS INDUSTRIAL

1/2" - 8" (12mm - 200mm)

## Duraplus™

The Duraplus® Industrial Piping System by IPEX offers a complete range of ABS pressure pipe, valves and fittings that are ideal for demanding applications ranging from abrasive slurries and separation reagents to caustic processes and low temperature glycol systems. These rugged Duraplus components operate over a wide range of temperatures while delivering excellent material properties including:

- Exceptional Toughness
- Non-Toxicity
- Corrosion Resistance

This design and installation manual provides the most up-to-date comprehensive information about IPEX's Duraplus ABS Industrial Piping System. By combining IPEX's laboratory test results with over 50 years of field experience, we have produced a manual suited to engineers, contractors and distributors alike. All aspects of Duraplus are described here – from basic raw material properties through to installation procedures of the finished product.

IPEX offers matched Duraplus pipes, fittings and valves in IPS sizes ranging from 1/2" to 8" nominal diameter, suitable for pressures up to 230 psi at 73°F (23°C) (depending on the size).

### DURAPLUS® FEATURES:

- High impact strength
- Outstanding ductility
- Wide chemical resistance
- Competitive installed cost
- Operating range from -40°F to +140°F
- Long term UV resistance
- Multiple proven and easy joining methods

### ADVANTAGES

- 1** **Lightweight**  
Duraplus Industrial ABS material is 1/8 the weight of steel and 1/5 the weight of copper.
- 2** **Simple, reliable joining method**  
Solvent cemented joints can be made quickly and easily without expensive equipment or certifications. Flanging and threaded joints are also possible.
- 3** **Grooved joints**  
Allow quick assembly and disassembly, pipe rotation for even wear and cleaning of individual pipe sections.
- 4** **Wide range of pressure and temperature capabilities**  
Operating pressures from drainage up to 230 psi and temperature range from -40°F to 140°F (-40°C to 60°C) make this product suitable for the harshest environments.
- 5** **Lower installation costs**  
Duraplus Industrial ABS is less expensive to install because of its simple joining methods – its lightweight and ease of handling.
- 6** **Lower maintenance costs**  
Duraplus Industrial ABS has excellent chemical resistance, corrosion resistance and impact resistance resulting in a piping system that lasts longer.
- 7** **No heat, no sparks, no open flames**  
Pipe can be joined to fitting without the necessity of heat.
- 8** **Abrasion resistance**  
The rubber-like poly-butadiene phase gives Duraplus Industrial ABS exceptionally good abrasion resistance to slurries and other abrasive media.

### APPLICATIONS

- **Chilled water / HVAC**  
Chilled Water Lines      Cooling Tower Pipes  
Condensate Drain Lines      Humidification Supply Lines
- **Off Shore Applications**  
"Mud" Systems      Deluge Systems  
Topside (low pressure) Operations      (Emergency Showers/ Eye Baths)  
Vacuum Systems (Drill Cuttings Transport)      Chilled Water (Air Conditioning)  
Deck Wash System – Supply & Drainage      Potable Water  
Black Water Drainage  
Compressed Air
- **Mining**  
Slurries      Chemical Treatment  
Water Lines      Tailing Lines  
Vent Piping
- **Secondary Loop Refrigeration**  
Glycol Chilled Lines

### STANDARDS



The ABS compound used in the manufacturing of Duraplus ABS Industrial Pipe complies with the material requirements of ASTM D3965, "Standard Specification for Rigid Acrylonitrile-Butadiene-Styrene (ABS) Materials for Pipe and Fittings". The ABS material has an IZOD impact resistance of not less than 5ft.lb/in at -22°F per ASTM D256.



## SHORT FORM SPECIFICATIONS

### GENERAL

Duraplus ABS is designed for industrial pressure pipe applications where the extremely high-impact resistance and ductility of the material offers some insurance against internal and external shock loadings and site abuse conditions. It's unique combination of ABS properties – non-toxicity, purity, corrosion- and chemical-resistance, toughness, low-hydraulic resistance, and the ability to perform over a wide temperature range (-40°F to +140°F) ensures excellent in-service performance and system life.

### MATERIAL SPECIFICATION

Pipe and fittings shall be manufactured from a copolymeric material – Acrylonitrile Butadiene Styrene (ABS) – conforming to a 43232 cell classification in accordance with ASTM D3965.

Material for both pipe and fittings shall have a design stress of not less than 2,000 psi, and shall be designed with a 2 to 1 safety factor for a 50 year lifespan when operated under continuous pressure.

The material shall have an izod impact resistance value of not less than 6 ft./lb. at 73°F and 3 ft./lb. at -22°F, when tested in accordance with ASTM D256, method 'A'.

### PIPE

Pipes shall be manufactured by IPEX and designed on a Standard Dimension Ratio (SDR) basis to give various pressure ratings as described below:

Pipe Class	SDR	Continuous Pressure Rating at 73°F (23°C)	Size Range
Class C	SDR 15.5	145 psi (10 bar)	1" to 8"
Class E	SDR 10.0	230 psi (16 bar)	1/2" to 4"
Class T	-	180 psi (12 bar)	1/2" to 2"

### FITTINGS

Fittings shall be of the socket type, designed for solvent welding as supplied by IPEX.

Fittings shall be designed and manufactured so that they withstand the continuous pressures applicable to the maximum pressure native of the pipe.

### SOLVENT CEMENT

All joints shall be made with Gray Duraplus ABS solvent cement as supplied by IPEX.

The solvent cement shall be designed to withstand continuous applied pressures up to 230 psi at 73°F.

### DESIGN AND INSTALLATION

The design and installation of ABS pressure systems shall be performed in accordance with the recommendations detailed in the Handling and Installation section of this manual, local and national regulations where applicable.

To ensure the full integrity of the completed system, all components shall be supplied by IPEX.


## DID YOU KNOW?


Duraplus Industrial ABS is an extremely versatile process piping system that combines ruggedness, chemical resistance, light weight and ease of installation.


The most common applications for Duraplus Industrial ABS utilizes its outstanding impact resistance, ductility and abrasion resistance at both low and high temperatures.

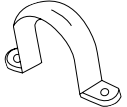



## PRODUCT SELECTION CHART

	Dimension inches	Product Code
	1	346059
	1-1/2	346060
	2	346061
	3	346062
	4	346063
	6	346064
	8	346065
	Standard length of pipe is 19.7 feet.	

	Dimension inches	Product Code
	1/2	346067
	3/4	346068
	1	346069
	1-1/4	346070
	1-1/2	346071
	2	346072
	3	346073
	4	346074
Standard length of pipe is 19.7 feet.		

Class "T" – Suitable for Threading (180psi at 73°F after threading)		
	Dimension inches	Product Code
	1/2	346054
	3/4	346055
	1	346056
	1-1/2	346057
	2	346058
Standard length of pipe is 19.7 feet.		

	Dimension inches	Product Code
	Saddle Clip – Polypropylene	
	1/2	337454
	3/4	337455
	1	337456
	1-1/4	337457
	1-1/2	337458
	2	337459
	3	337460
4	337461	

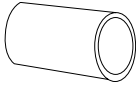
	Dimension inches	Product Code	
	Cobra Pipe Clip – Polypropylene		
	**	3/8	437340
		1/2	437341
		3/4	437342
		1	437343
		1-1/4	437344
		1-1/2	437345
		2	437346
	2-1/2	437347	
	3	437348	
	4	437349	
	6	437432	

Note: 3/8" 1/2", 3/4" and 1" pipe clips are supplied without retaining bands.

\*\* Discontinued when stock is depleted

Dimension inches	Product Code
---------------------	-----------------

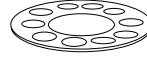
### Coupling Soc



1/2	337022
3/4	337023
1	337024
1-1/4	337025
1-1/2	337026
2	337027
3	337028
4	337029
6	337030
8	337031

Dimension inches	Product Code
---------------------	-----------------

### Gasket - Full Face, Drilled ASA 150, Neoprene



1/2	337439
3/4	337440
1	337441
1-1/4	337442
1-1/2	337443
2	337444
3	337445
4	337446
6	337447

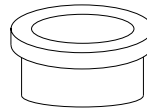
### Flange - Full Face, Drilled ASA 150 Soc



1/2	337353
3/4	337354
1	337355
1-1/4	337356
1-1/2	337357
2	337358
3	337359
4	337360
6	337361

Note: A metal backing ring must be used with this flange.

### Flange - Stub Soc



2	337235
3	337236
4	337237
6	337238
8	337239

Note: A metal backing ring must be used with this flange.

### Flange - Full Face, Undrilled Soc



1/2	337226
3/4	337227
1	337228
1-1/4	337229
1-1/2	337230
2	337231
3	337232
4	337233
6	337234

Note: A metal backing ring must be used with this flange.

### Gasket - Stub Flange, Neoprene



2	337448
3	337449
4	337450
6	337451
8	337452

Note: It is essential that steel backing rings are used with all types of stub, full face and blind flanges.

# PRODUCT SELECTION CHART

Dimension inches	Product Code
---------------------	-----------------

## Backing Ring - Galv, M.S. Drilled ASA 150



1/2	337426
3/4	337427
1	337428
1-1/4	337429
1-1/2	337430
2	337431
3	337433
4	337434
6	337435
8	337436

Note: For use with flanges.

## Blind Flange - Drilled ASA 150



3	337364
4	337365
6	337366
8	337367

Note: A metal backing ring must be used with this flange.

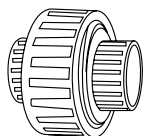
Undrilled flanges are available at the same price as drilled. Order code 131.

## Cap Soc



1/2	337246
3/4	337247
1	337248
1-1/4	337249
1-1/2	337250
2	337251
3	337252
4	337253

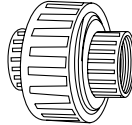
## Union - EPDM Seal Soc



1/2	337271
3/4	337272
1	337273
1-1/4	337274
1-1/2	337275
2	337276
3	337277
4	337278

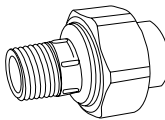
Dimension inches	Product Code
---------------------	-----------------

## Union ABS Soc x Brass Female Thread (EPDM Seal)



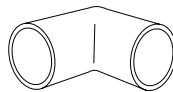
1/2	337300
3/4	337301
1	337302
1-1/4	337303
1-1/2	337304
2	337305

## Transition Union ABS Soc x Brass MPT



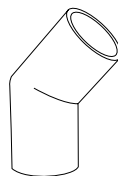
1/2	337400
3/4	337401
1	337109
1-1/4	337191
1-1/2	337192
2	337193

## 90° Elbow Soc



1/2	337133
3/4	337134
1	337135
1-1/4	337136
1-1/2	337137
2	337138
3	337139
4	337140
6	337141
8	337142

## 45° Elbow Soc



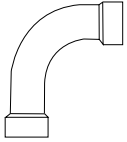
1/2	337157
3/4	337158
1	337159
1-1/4	337160
1-1/2	337161
2	337162
3	337163
4	337164
6	337165
8	337166

Only the correct Duraplus™ cement will provide a compatible joint. All warranties void if other cement used.



Dimension inches	Product Code
---------------------	-----------------

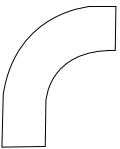
### 90° Bend - Short Radius Soc



1/2	337148
3/4	337149
1	337150
1-1/4	337151
1-1/2	337152
2	337153
3	337154
4	337155

\*\*\* All Threads are BSP tapered unless otherwise noted \*\*\*

### 90° Bend - Long Radius Sp (Center Line Radius = 4xD)



3	337320
4	337321
6	337322
8	337323

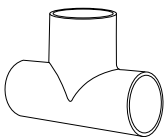
\* Please note center line radius of 10" & 12" varies from 4xD

### 45° Bend - Long Radius Sp (Center Line Radius = 4xD)



3	337330
4	337331
6	337332
8	337333

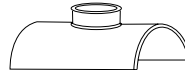
### Tee Soc



1/2	337171
3/4	337172
1	337173
1-1/4	337174
1-1/2	337175
2	337176
3	337177
4	337178
6	337179
8	337180

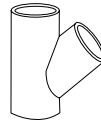
Dimension inches	Product Code
---------------------	-----------------

### Saddle Soc



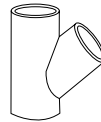
2 x 1-1/4	337205
3 x 1	337207
3 x 1-1/2	337208
4 x 1	337209
4 x 2	337210
6 x 1	337211
6 x 1-1/2	337212
6 x 2	337213

### 45° Wye Soc



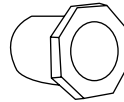
1/2	337214
3/4	337215
1	337216
1-1/4	337217
1-1/2	337218
2	337219

### 45° Wye - Fabricated Sp x Sp



3	337220
4	337221
6	337222
8	337223

### Reducer Bushing Sp x Soc



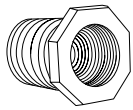
1/2 x 3/8	337050
3/4 x 1/2	337051
1 x 1/2	337052
1 x 3/4	337053
1 1/4 x 1/2	337045
1 1/4 x 3/4	337046
1 1/4 x 1	337054
1 1/2 x 1/2	337047
1 1/2 x 3/4	337048
1 1/2 x 1	337055
1 1/2 x 1 1/4	337056
2 x 3/4	337049
2 x 1	337057
2 x 1 1/4	337058
2 x 1 1/2	337059
3 x 1 1/2	337061
3 x 2	337062
4 x 3	337064
6 x 4	337065
8 x 6	337066

Only the correct Duraplus™ cement will provide a compatible joint. All warranties void if other cement used.

# PRODUCT SELECTION CHART

Dimension inches	Product Code
---------------------	-----------------

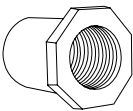
## Reducer Bushing Male Thread x Female Thread



** 1/2 x 3/8	337075
** 3/4 x 1/2	337076
** 1 x 3/4	337077

\*\* Discontinued when stock is depleted  
All Threads are BSP tapered unless otherwise noted

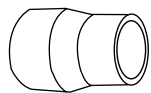
## Reducer Bushing Sp x Female Thread



** 1/2 x 3/8	337072
** 3/4 x 1/2	337073
** 1 x 3/4	337074

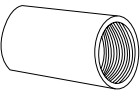
\*\* Discontinued when stock is depleted  
All Threads are BSP tapered unless otherwise noted

## Reducer Coupler Soc



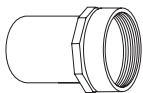
3/4 x 1/2	337121
1 x 3/4	337122
1-1/4 x 1	337123
1-1/2 x 1-1/4	337124
2 x 1-1/2	337125
3 x 2	337126
4 x 3	337127
6 x 4	337128
8 x 6	337129

## Adapter Coupling Soc x Female Thread



1/2	337037
3/4	337038
1	337039
1-1/4	337040
1-1/2	337041
2	337042

## Female Adapter Sp x Female Thread



1/2	337257
3/4	337258
1	337259
1-1/4	337260
1-1/2	337261
2	337262

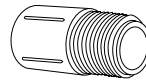
## Female Adapter Soc x FPT



1/2	337094
3/4	337095
1	337096
1-1/4	337097
1-1/2	337098
2	337099
3	337100
4	337101

Dimension inches	Product Code
---------------------	-----------------

## Male Adapter Soc x MPT



1/2	337086
3/4	337087
1	337088
1-1/4	337089
1-1/2	337090
2	337091
3	337092
4	337093

## Nipple Sp x NPT



1/2	337341
3/4	337342
1	337343
1-1/2	337345
2	337346
3	337347
4	337348

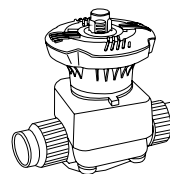
Note: Systems using plastic threaded components are restricted to 180 psi. The use of PTFE sealing tape is recommended.  
All Threads are BSP tapered unless otherwise noted

## Plug Male Thread



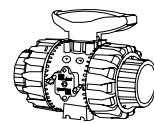
1/2	337264
3/4	337265
1	337266
1-1/4	337267
1-1/2	337268
2	337269

## DK Manual Diaphragm Valve – EPDM Diaphragm T/U Soc



1/2	337119
3/4	337194
1	337195
1-1/4	337196
1-1/2	337197
2	337198

## VKD True Union Ball Valve – EPDM Seals Soc



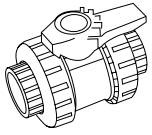
**	3/8	337801
	1/2	337802
	3/4	337803
	1	337804
	1-1/4	337805
	1-1/2	337806
	2	337807
	3	337808
	4	337809

\*\* Discontinued when stock is depleted

Only the correct Duraplus™ cement will provide a compatible joint. All warranties void if other cement used.

Dimension inches	Product Code
------------------	--------------

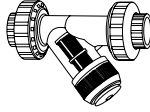
**VXE True Union Ball Valve – EPDM Seals Soc**



1/2	337810
3/4	337811
1	337812
1-1/4	337813
1-1/2	337814
2	337816

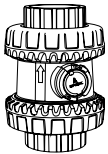
Dimension inches	Product Code
------------------	--------------

**RV Y-Strainer EPDM Seals Soc**



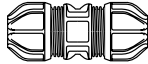
1/2	337739
3/4	337740
1	337741
1 1/4	337742
1 1/2	337743
2	337744

**SXE True Union Ball Check Valve – EPDM Soc**



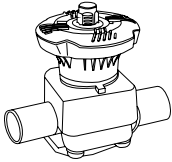
1/2	337501
3/4	337502
1	337503
1-1/4	337504
1-1/2	337505
2	337506

**Transition Coupling ABS Compression x Copper Compression**



1/2	337739
3/4	337740
1	337741
1-1/4	337742
1-1/2	337743
2	337744

**VM Manual Diaphragm Valve – EPDM Diaphragm T/U Soc**



◆ 3	337649
◆ 4	337116

◆ 3" & 4" are spigot ended  
Note: Other diaphragm materials available on request

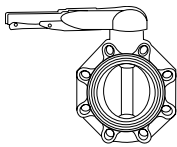
Liquid Quantity	Product Code
-----------------	--------------

**Solvent Cement**



1 pint	337085
1 quart	337084

**FK, EPDM Seals – Glass filled PP Body**



2	337651
3	337652
4	337653
6	337654
8	337655

General service (GS) – offered primarily for use with water, but suitable for a wide range of diluted chemicals, swimming pools, irrigation, potable water, etc. The GS valve is also suitable for compressed air and gases.

**MEK Cleaner**



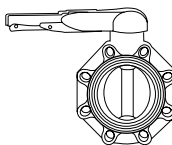
1 pint	337468
1 quart	337469

**Joints**

An indication of the number of joints likely to be made per quart of Duraplus™ cement is as follows (it is recommended that MEK Cleaner order equals one-half the quantity of solvent cement required):

Pipe Size inches	Number of Joints
1/2 - 1	290
1-1/4 - 2	144
3	48
4	32
6	16
8	10

**FK, FKM Seals – Glass filled PP body**



2	337656
3	337657
4	337658
6	337659
8	337660

Chemical duty (CD) - incorporating more chemically resistant components, this valve can be used with a wide range of organic or inorganic chemicals even at elevated temperatures.

Only the correct Duraplus™ cement will provide a compatible joint. All warranties void if other cement used.

# A Safe Place to Grow



## IPEX Protects Your Investment

Certain environments demand fail-safe systems. No leaks. No risk. IPEX understands the complexity of design and installation for demanding **DOUBLE CONTAINMENT APPLICATIONS**. And, unlike other manufacturers, our specialists are part of a division of IPEX dedicated solely to the design, production and installation of state-of-the-art double containment systems. With more than 20 years of experience and success, we are the proven experts.

The IPEX family of double containment systems includes: **Guardian™** PVC and CPVC, and **Clear-Guard™** PVC pressure and drainage systems, **Encase™** PolyPro drainage systems,

**CustomGuard®** FRP and metal pressure systems and **Centra-Guard™** leak detection systems.

Safety and environmental concerns are top priorities on today's industrial agenda.

Reduction of emissions, energy conservation and prevention of ground water contamination are some of the areas where regulations are increasingly defining an important line between utilization and exploitation of our planet's resources.

For most common chemical-waste or process applications, IPEX offers systems that are both simple yet highly advanced technologies.



Safety and environmental concerns are top priorities on today's industrial agenda. Reduction of emissions, energy conservation and prevention of ground water contamination are some of the areas where regulations are increasingly defining an important line between utilization and exploitation of our planet's resources.

For most common chemical-waste or process applications, IPEX offers systems that are both simple yet highly advanced state-of-the-art technologies. These systems utilize pre-assembled components that guarantee reliability, ease of installation, fewer joints (up to 40% less) and quick delivery.

Certain environments demand fail-safe systems. No leaks. No risk. The professionals at IPEX understand the complexity of design and installation for demanding double containment applications.

# Double Containment Systems



Encase

54

Guardian

60

Customguard

61

Clear-Guard

62

Centra-Guard

63

# ENCASE ACID WASTE PP DOUBLE CONTAINMENT 1-1/2" - 8" (38mm - 200mm)



At the heart of our patented Encase polypro system is its electrofusion fitting with a groundbreaking heavy-gauge resistance wire molded into the socket. The result is a premier system that offers considerable reduction of installation time and the highest quality bubble-tight joints available.



## DID YOU KNOW?

Encase is a polypropylene piping system that uses proven Enfusion joining methods to provide an easy-to-install, safe, reliable and cost-effective method to convey chemical waste under gravity-flow conditions.

## ADVANTAGES

- 1 Polypropylene Material**
  - Thirty years of success in chemical waste applications
  - High corrosion resistance
  - Wide temperature range
  - Excellent chemical resistance
- 2 Same Material Inside and Out**
  - Eliminates differential expansion problems
  - Chemical resistance is the same for the entire piping system
  - System integrity is maintained in the event of a primary pipe leak
- 3 Restrained System**
  - Expansion anchor plates are installed on each fitting to control expansion
  - No expansion loops necessary
- 4 Full Product Range**
  - 1-1/2" to 8" primary sizes available
  - Manufactured in both non-flame retardant as well as flame retardant material for above ground installation
- 5 Drainage Pattern Fittings**
  - Ensures smooth chemical flow.
  - Enfield piping has been used for chemical waste for over 25 years
- 6 Modular Design**
  - Components are factory fabricated. The only site joining necessary is the fusion of couplings to pipes and fittings
  - Reduces labor costs
- 7 Fast Joining Method**
  - All site joints are made by electrofusion using an Enfusion Hand Held Unit.
  - Quick and simple to make without the need for costly and cumbersome butt fusion machines
  - Proven technology
  - Narrower trench widths than for butt fusion, resulting in quicker and cheaper installation
  - Joints can be made in the trench which reduces installation time
  - Automatic microprocessor-controlled Enfusion unit ensures joint repeatability
- 8 Easy System Testing**
  - The primary pipe can be inspected and tested prior to closing the secondary joint (impossible with butt-welded systems)
  - Any suspect primary joints can be re-fused prior to final closure of the secondary pipe
- 9 Leak Detection Compatible**
  - Encase is compatible with all common types of leak detection systems
  - Upon request, pipe is furnished with knot-free twine to allow insertion of a pull rope for leak detection cable installation minimizing installation time.
- 10 Full Product Backup**
  - Expert personnel are available to assist in every facet of the Encase product



## SHORT FORM SPECIFICATIONS

### GENERAL

Acid waste double containment drain lines shall be Encase, manufactured by IPEX, with no substitutions. Pipe and fittings shall be manufactured from Schedule 40 polypropylene and joined by the Enfusion method.

### MATERIAL

Pipe, fittings, internal pipe supports and anchor plates shall be manufactured from Type 1 homopolymer or Type 2 copolymer polypropylene material as described in ASTM D4101.

### PIPE AND FITTINGS – CONSTRUCTION

All pipe fittings shall be factory assembled and of unitized construction, with the primary and secondary components integrally anchored together to prevent movement of the primary pipe/fitting with in the containment pipe/fitting. All piping components shall be manufactured to Schedule 40 dimensions. The primary pipe shall be adequately supported by means of support plates welded to the primary pipe. Anchor plates shall be provided at each end of the pipe/fitting section to restrain pipe expansion. All anchor plates must be mechanically located in a machined recess on the inside of each secondary pipe/fitting and welded to both the primary and secondary pipe/fitting sections.

### FACTORY WELDED JOINTS

All factory joints shall be made either by butt fusion or Enfusion. Joining by means of fillet welding is expressly forbidden.

### SITE JOINTS

All site joints shall be made using Enfusion couplings, manufactured from polypropylene with a nickel/chrome resistance wire, molded in place. Components with copper wire elements are prohibited. Solvent, butt-welded or fillet-welded site joints are also prohibited.

### INSTALLATION

Installation shall be in accordance with the contract drawings, the manufacturer's recommendations and the local plumbing code. The entire installation shall be installed in proper alignment and free of stress.

### TESTING

The system shall be tested in accordance with the manufacturer's recommendations and the local plumbing code. The primary pipe shall be tested prior to making the secondary joints. If Secondary pipe cannot be hydro-tested, as determined by the engineer or authority having jurisdiction, then the use of nitrogen or air at a MAXIMUM 5 psi (gauge) shall be allowed. It is imperative that a working-pressure regulator be used during the pneumatic test to ensure that over-pressurization of the PVC, beyond 5 psi, cannot occur. The following must also be noted: Air or nitrogen under pressure is compressed and therefore poses a potential hazard. If a failure of the pipe or fitting occurs during such test, the air exits at the failure point and expands rapidly. This increase in velocity can cause the system to fail in a catastrophic mode. Therefore during such air test all personnel involved in the test or present in the test surrounding area must be aware of such a possibility and take all necessary precautions. Precautions include, but are not limited to, taking extreme care not to impact or damage the system in any way. Such procedure is a limited exception to IPEX standard policy which forbids the use of its rigid systems with any compressed gases.

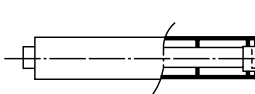
Material	Carrier	Containment
PP	1-1/2" - 8"	4" - 12"



# PRODUCT SELECTION CHART

Dimension inches		Product Code
Primary	secondary	

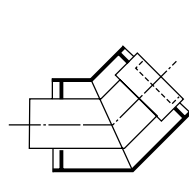
## Schedule 40 Pipe Soc x Sp (20' Nominal Lengths)



1-1/2	4	246040
2	4	246050
3	6	246060
4	8	246070
6	10	246020
8	12	246030


Dimension inches		Product Code
Primary	secondary	

## 1/8 Bend Soc x Sp



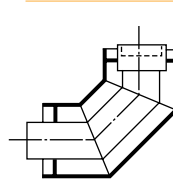
1-1/2	4	231141
2	4	231142
3	6	231143
4	8	231144
6	10	231139
8	12	231140

## Schedule 40 Pipe Spool Soc x Soc (5' Nominal Lengths)



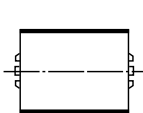
1-1/2	4	231313
2	4	231314
3	6	231315
4	8	231316
6	10	231311
8	12	231312

## 1/4 Bend Soc x Sp



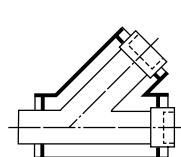
1-1/2	4	231134
2	4	231135
3	6	231136
4	8	231137
6	10	231132
8	12	231133

## Secondary Coupling Soc



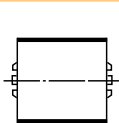
-	4	231114
-	6	231116
-	8	231118
-	10	231110
-	12	231112

## 45° Wye Soc x Sp x Soc



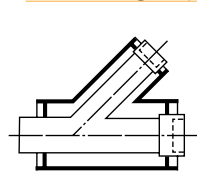
1-1/2	4	231153
2	4	231154
3	6	231155
4	8	231156
6	10	231151
8	12	231152

## Primary Coupling Soc



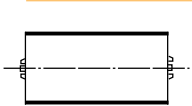
1-1/2	-	257141
2	-	257147
3	-	257150
4	-	257154
6	-	257158
8	-	257161

## Reducing Wye Soc x Sp x Soc



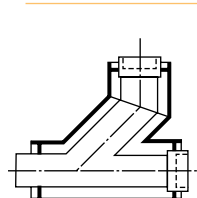
2 x 1-1/2	4 x 4	231187
3 x 1-1/2	6 x 4	231188
3 x 2	6 x 4	231189
4 x 2	8 x 4	231190
4 x 3	8 x 6	231191
6 x 2	10 x 4	231181
6 x 3	10 x 6	231182
6 x 4	10 x 8	231183
8 x 3	12 x 6	231184
8 x 4	12 x 8	231185
8 x 6	12 x 10	231186

## Secondary Repair Coupling Soc



-	4	231004
-	6	231006
-	8	231008
-	10	231010
-	12	231009

## Combination Wye & 1/8 Bend Soc x Sp x Soc



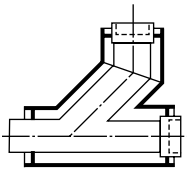
1-1/2	4	231203
2	4	231204
3	6	231205
4	8	231206
6	10	231201
8	12	231202

Encase components should only be joined using IPEX Control Units. NFRPP is the standard material of construction for all Encase components. FRPP is available on request.



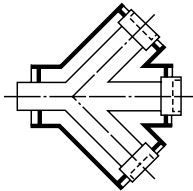
Dimension inches		Product Code
Primary	secondary	

### Reducing Combination Wye & 1/8 Bend Soc x Sp x Soc



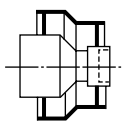
2 x 1-1/2	4 x 4	231227
3 x 1-1/2	6 x 4	231228
3 x 2	6 x 4	231229
4 x 2	8 x 4	231230
4 x 3	8 x 6	231231
6 x 2	10 x 4	231221
6 x 3	10 x 6	231222
6 x 4	10 x 8	231223
8 x 3	12 x 6	231224
8 x 4	12 x 8	231225
8 x 6	12 x 10	231226

### Double Wye Soc x Sp



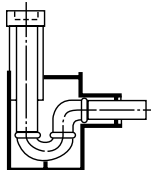
1-1/2	4	231243
2	4	231244
3	6	231245
4	8	231246
6	10	231241
8	12	231242

### Reducing Coupling Soc x Sp



2 x 1-1/2	4 x 4	231347
3 x 1-1/2	6 x 4	231348
3 x 2	6 x 4	231349
4 x 1-1/2	8 x 4	231324
4 x 2	8 x 4	231350
4 x 3	8 x 6	231351
6 x 1-1/2	10 x 4	231352
6 x 2	10 x 4	231341
6 x 3	10 x 6	231342
6 x 4	10 x 8	231343
8 x 3	12 x 6	231344
8 x 4	12 x 8	231345
8 x 6	12 x 10	231346

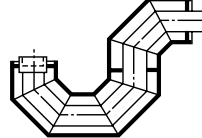
### P-Trap Soc x Sp



1-1/2	4	231361
2	4	231372

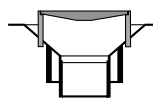
Dimension inches		Product Code
Primary	secondary	

### P-Trap Soc x Sp



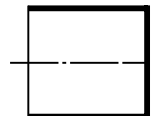
3	6	231373
4	8	231374
6	10	231371
8	12	231375

### Floor Drain Sp




1-1/2	4	231400
2	4	231402
3	6	231403
4	8	231404
6	10	231401

### End Cap Soc



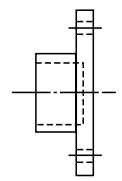
1-1/2	-	231462
2	-	231463
3	-	231464
4	-	231465
6	-	231466
8	-	231467
10	-	231832
12	-	231833

### End Seal Soc x Sp



1-1/2	4	231483
2	4	231484
3	6	231485
4	8	231486
6	10	231481
8	12	231482

### Flange - ASA 150 Soc




1-1/2	-	257361
2	-	257365
3	-	257366
4	-	257367
6	-	257368
8	-	257369
10	-	257362
12	-	257363

Encase components should only be joined using IPEX Control Units. NFRPP is the standard material of construction for all Encase components. FRPP is available on request

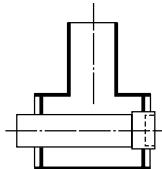
# PRODUCT SELECTION CHART

Dimension inches		Product Code
Primary	secondary	

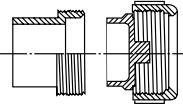
## Blind Flange - ASA 150

	1-1/2	-	231453
	2	-	231454
	3	-	231455
	4	-	231456
	6	-	231457
	8	-	231458
	10	-	231451
	12	-	231452

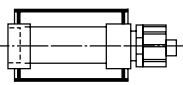
## Access Tee Soc x Sp x Sp

	1-1/2	4	231425
	2	4	231426
	3	6 x 4	231421
	4	8 x 4	231422
	6	10 x 4	231423
	8	12 x 4	231424

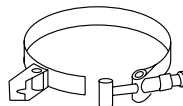
## Cleanout Sp

	1-1/2	-	257232
	2	-	257235
	3	-	257238
	4	-	257241
	6	-	257244

## Cleanout Assembly Soc

	1-1/2	4	231383
	2	4	231384
	3	6	231385
	4	8	231386
	6	10	231381
	8	12	231382

## Primary Hub Clamp c/w Brass Nut

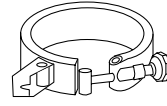
	1-1/2	-	231741
	2	-	231742
	*3	-	231411
	4	-	231743
	6	-	231744
	8	-	231745

\* Designed to be left on.

Encase components should only be joined using IPEX Control Units. NFRPP is the standard material of construction for all Encase components. FRPP is available on request.

Dimension inches		Product Code
Primary	secondary	

## Secondary Hub Clamp

	-	4	257258
	-	6	231444
	-	8	231445
	-	10	231441
	-	12	231442

## IPEX Control Unit (Current Style)




- - 257279  
Kit includes hub clamps, 1 1/2" thru 6", connector cable & 5' link cable.


## Connector Cable Old Style Machine

	-	-	231302
--	---	---	--------


## Connector Cable Current Style Machine

	-	-	231301
--	---	---	--------

## Link Cable c/w EZ Connector

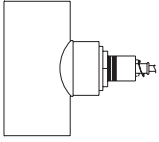
	2 ft. EZ	4	257268
	5 ft. EZ	6	257269
	10 ft. EZ	8	257270
	15 ft. EZ	10	257271

## Encase Link Cable c/w Link Lead

	5 ft.	-	257124
--	-------	---	--------

Dimension inches		Product Code
Primary	secondary	

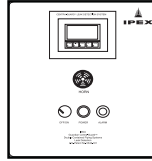
Above Ground Leak Detection Station with Sensor



4	-	231834
6	-	231835
8	-	231836
10	-	231837

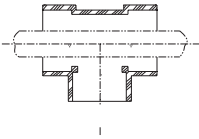
Dimension inches		Product Code
Primary	secondary	

8 Zone Micro Processor Panel



-	-	631248
---	---	--------

Below Ground Leak Detection Station with Sensor



4	-	231838
6	-	231839
8	-	231840
10	-	231841
12	-	231842

16 Zone Micro Processor Panel



-	-	631249
---	---	--------

Leak Detection Jumper Cable



-	-	631186
---	---	--------

Encase components should only be joined using IPEX Control Units. NFRPP is the standard material of construction for all Encase components. FRPP is available on request

# GUARDIAN VINYL DOUBLE CONTAINMENT SYSTEMS



For more than 15 years, Guardian systems have been the benchmark in pressure and drainage double containment. Guardian systems are available in tough industrial grade PVC and even tougher high temperature CPVC. For instant leak detection of overhead piping, Clear-Guard clear PVC containment pipe is also available. Guardian's patented Centra-Lock design reduces the required joints by 40 - 60%.

Material	Carrier	Containment
PVC	1/2" - 12"	2" - 18"
CPVC	1/2" - 12"	2" - 18"
Clear-Guard PVC	n/a	2" - 8"

Larger sizes are available from IPEX.

FOR PRICING CONTACT  
YOUR IPEX REPRESENTATIVE.

## SPECIFICATIONS

### Material Selection

Xirtec PVC and Xirtec CPVC made with Corzan, are the chosen materials for the Guardian systems. IPEX controls not only the design and fabrication of the systems, but also the blending of the PVC resin, the extrusion and injection molding of most components. This unparalleled consistency of quality and resin as well as dimensional compatibility results in superior systems that are unmatched in the industry. Clear-Guard utilizes a fail-safe, fully pressure rated clear PVC that uses a solvent cement jointing method identical to traditional vinyl pressure pipe. This eliminates the need for expensive caulking guns and epoxy adhesive for assembly. Clear-Guard can be used in conjunction with both Schedule 40 and 80 Xirtec PVC or Schedule 80 Xirtec CPVC Primary pipe.

### Design

Guardian and Clear-Guard systems offer a complete selection of pretested modular components which are extremely easy to install. Our Centra-lok™ patented design allows IPEX to offer vinyl systems which average up to 60% fewer overall joints and up to 10% fewer field joints. Since joints are always the most common source of premature failures and leaks, it is easy to realize the immense impact the Centra-lok design has on maintenance, repair and installation costs. The patented ingenuity and simplicity of the Centra-lok design also reduces the purchase cost of IPEX systems, making Guardian and Clear-Guard the industry's most cost-effective vinyl system. As with all our containment systems, the IPEX patented Centra-Guard™ point-of-collection or cable leak detection systems are also available.


### General

Each contained piping system shall consist of Xirtec PVC primary piping system supported within a Xirtec PVC secondary containment housing. Carrier fitting sizes 1/2" through 4" will use Centra-Lok [U.S. Patent No. 5,398,973] molded supports minimizing the number of field (factory assembled) fitting joints. Carrier sizes 6" and larger will use IPEX standard polypropylene fitting discs to support and centralize. Each system shall be provided with suitable drains and vents and be designed to provide complete drainage of both the primary and secondary containment piping. Interstitial supporting devices shall be made from Polypropylene Centra-Guide supports and shall be provided within the secondary containment pipe, and shall be designed to allow continuous drainage in the annular space to the drain points. Drain fittings shall be designed to allow a valve attachment to be made so that the secondary containment compartment may be readily drained and manually checked for leaks.



### DID YOU KNOW?

Made from PVC and CPVC, these systems offer a complete selection of pre-tested modular components that are considered unmatched in the industry.



# THE CUSTOMGUARD OPTION

## CustomGuard®

Custom-designed and fabricated double containment systems including dissimilar material systems, CustomGuard is unlike other systems that try to run everything through the same material. Our specialists will recommend and provide the absolute best system for each individual application, looking not only at chemical compatibility but also at cost (material and installation), life expectancy and turn around time.

For applications with more demanding mechanical, chemical and/or thermal requirements, IPEX has developed our CustomGuard offering. CustomGuard includes a variety of different system choices ranging from Fluoropolymers (e.g. PVDF), Thermosets (FRP); and carbon and stainless steel to hybrid combinations. Applications that require such materials are obviously complex, each demanding expertise and specialized knowledge to design an effective system. The CustomGuard option includes material selection, design, specification support (if needed) and fabrication of pre-assembled spooled pieces to minimize installation time and field joints.



### DID YOU KNOW?

Together with Encase and Guardian, Custom Guard sets IPEX apart from any other double containment system. Custom Guard is available in several different materials. Unlike other manufacturers, IPEX is not constrained by a limited material selection. This variety enables IPEX to provide customers with the best solution for their double containment needs.

Material	Carrier	Containment
FRP/Metals/Dissimilar	1/2" - 20"	2" - 26"

## SPECIFICATIONS

### Material Selection

Carbon and stainless steel, copper, fiberglass (polyester and vinylester resins), PVDF, PP and dissimilar materials, are all available in CustomGuard® systems. This comprehensive offering, unmatched by any one company, gives IPEX the unique ability to examine just about any double containment requirement and truly offer the best suited, most cost-effective system. While other manufacturers have vested interests in recommending their one and only material/system, IPEX isn't confined by that limitation.

### Design

Drawing on more than 15 years of experience in double containment, IPEX has developed a variety of product-specific designs to maximize efficiency and reduce installation costs. As with all our containment systems, our own patented Centra-Guard™ point-of-collection or cable leak detection systems are also available.

### General

Each contained piping system shall consist of Schedule 40 A-53 Carbon Steel primary piping system supported within a UL FRP secondary containment housing. Each system shall be provided with suitable drains and vents and be designed to provide complete drainage of both the primary and secondary containment piping. Interstitial supporting devices shall be made from Polypropylene Centra-Guide supports and shall be provided within the secondary containment pipe, and shall be designed to allow continuous drainage in the annular space to the drain points. Drain fittings shall be designed to allow a valve attachment to be made so that the secondary containment compartment may be readily drained and manually checked for leaks.

FOR PRICING CONTACT YOUR IPEX REPRESENTATIVE.

# THE CLEAR-GUARD OPTION

## Clear-Guard™

Clear-Guard's fail-safe, fully pressure rated clear containment system allows for easy detection of leaks and eliminates the risks associated with piping aggressive chemicals overhead. Clear-Guard utilizes Guardian's patented Centra-Lok fitting design, which reduces the required joints by 40-60%. Fittings are available in clear or opaque containment fittings.

Material	Carrier	Containment
PVC	-	1/2" - 8"

FOR PRICING  
CONTACT YOUR IPEX  
REPRESENTATIVE.

### SPECIFICATIONS

#### General

Each contained piping system shall consist of Xirtec PVC or Xirtec CPVC primary piping system supported within a Clear-Guard Schedule 40 clear PVC secondary containment housing. Carrier fitting sizes 1/2" through 4" will use Centra-Lok [U.S. Patent No. 5,398,973] molded supports minimizing the number of field (factory assembled) fitting joints. Each system shall be provided with suitable drains and vents and be designed to provide complete drainage of both the primary and secondary containment piping. Interstitial supporting devices shall be made from Polypropylene Centra-Guide supports and shall be provided within the secondary containment pipe, and shall be designed to allow continuous drainage in the annular space to the drain points. Drain fittings shall be designed to allow a valve attachment to be made so that the secondary containment compartment may be readily drained and manually checked for leaks.



# CENTRA-GUARD LEAK DETECTION

## Centra-Guard™

In many situations, as for example in buried systems, double containment protection by itself may not be enough. In these applications it is critical that a leak is immediately detected and located.

Although many different leak detection systems are available on the market today, only one offers a combination of advanced features, reliability, re-usability and cost-effectiveness: Centra-Guard, an innovative and patented leak-detection system.

No cables to string during installation, no false alarms due to condensation and always re-usable, this patented system features self-contained capacitive proximity sensors (with sensing point adjustment) connected to a NEMA4 enclosed control panel with both audible and visual signals. Part of this ingenious system are its two different sensor housing designs; one specifically for over-head applications and one for below-grade applications.

The initial cost of the Centra-Guard system is offset tenfold by the savings realized in avoiding the much higher costs of an environmental cleanup or lost production.

**FOR PRICING CONTACT YOUR IPEX REPRESENTATIVE.**

### APPLICATIONS

- above-ground suspended pipeline applications, with sensors housed in a saddle-type clamp, as well as underground pipeline systems with drip leg assembly.

### OVERVIEW

The basic concept behind cable leak detection is that a monitor detects any changes in the electrical properties of the cable caused by contact with a liquid. The monitor then raises an alarm in the plant to warn operators that a leak has been detected. Usually the detection system will pinpoint the leak and report its location. This allows operators to quickly rectify the situation.

Centra-Guard is the only non-intrusive leak detection system available. The sensor never comes in contact with the media.



## CHOOSE FROM A WIDE RANGE OF SYSTEM OPTIONS

IPEX offers an extremely wide array of materials and sizes. You can specify virtually any piping material to create a system that contains whatever corrosive or hazardous substance your application handles. If you don't see what you need listed here, call us! Other systems or sizes may be available, or we may have suggestions for substitutions.

SYSTEM		Carrier SIZE inches
Carrier	Containment	
PVC 80	PVC 80	1/2 - 12
PVC 80	PVC 40	1/2 - 12
PVC 40	PVC 40	1/2 - 12
PVC DWV	PVC DWV	1-1/2 - 12
PVC 80	CS SCH 10	1/2 - 12
CPVC 80	CPVC 80	1/2 - 8
CPVC 80	PVC 80	1/2 - 12
CPVC 80	PVC 40	1/2 - 12
CPVC 80	CS SCH 10	1/2 - 12
NAT PP 80	PVC 80	1/2 - 2
NAT PP 80	PVC 40	1/2 - 2
RED PVDF 80	CPVC 80	1/2 - 2
RED PVDF 80	PVC 80	1/2 - 2
NAT PVDF 80	PVC 80	1/2 - 2
ENFUSION PP	PVC DWV	1/2 - 6
S40 A53B CS BW	PVC 80	1/2 - 8
S40 A106B CS BW	PVC 80	1/2 - 8
S80 A106B CS SW	PVC 80	1/2 - 8
S40 A53B CS BW	FRP	1/2 - 12
S40 A106B CS BW	FRP	1/2 - 12
S80 A106B CS SW	FRP	1/2 - 2
S40 A53B THRD	PVC 40	1/2 - 2
S40 A106 SMLS BW	PVC 40	1/2 - 8
S40 A53 BLK BS	PVC 40	1/2 - 8
S80 A53 BLK SW	PVC 80	1/2 - 2
S80 A53 BLK SW	FRP	1/2 - 2
S40 A53 BLK SW	S40 A53 BLK	1/2 - 2
S40 A106B CS SW	PVC 80	1/2 - 8
S80 A53B CS BW	PVC 80	1/2 - 8
S80 A106B CS SW	PVC 80	1/2 - 8
S40 A106 CS SW	FRP	1/2 - 2
S80 A53B CS BW	FRP	1/2 - 12
S80 A106B CS BW	FRP	1/2 - 2
S40 A53B THRD	FRP	1/2 - 2
S40 A53 BLK CS	S40 A53 BLK CS	1/2 - 12
S40 A53 BLK SW	PVC 40	1/2 - 2

SYSTEM		Carrier SIZE inches
Carrier	Containment	
S40 A53 BLK SW	FRP	1/2 - 2
S40 A53 BLK SW	PVC 80	1/2 - 2
S80 A53B CS SW	PVC 80	1/2 - 2
S10 T304L SS BW	PVC 80	1/2 - 8
S10 T304L SS BW	PVC 40	1/2 - 8
S10 T304L SS BW	CPVC 80	1/2 - 8
S10 T304L SS BW	FRP	1/2 - 12
S10 T304L SS BW	S10 T304L	1/2 - 12
S40 T316L SS BW	PVC 80	1/2 - 8
S40 T316L SS BW	CPVC 80	1/2 - 8
S40 T316L SS BW	FRP	1/2 - 12
S40 T304L SS SW	PVC 80	1/2 - 2
S40 T304L SS SW	PVC 40	1/2 - 2
S40 T304L SS SW	CPVC 80	1/2 - 2
S40 T304L SS SW	FRP	1/2 - 2
S10 T316L SS SW	PVC 80	1/2 - 2
S10 T316L SS SW	CPVC 80	1/2 - 2
S10 T316L SS SW	FRP	1/2 - 2
S40 T304L SS BW	PVC 80	1/2 - 8
S40 T304L SS BW	PVC 80	1/2 - 8
S40 T304L SS BW	CPVC 80	1/2 - 8
S40 T304L SS BW	FRP	1/2 - 12
S10 T316L SS BW	PVC 80	1/2 - 8
S10 T316L SS BW	CPVC 80	1/2 - 8
S10 T316L SS BW	FRP	1/2 - 12
S10 T304L SS SW	PVC 80	1/2 - 2
S10 T304L SS SW	PVC 40	1/2 - 2
S10 T304L SS SW	CPVC 80	1/2 - 2
S10 T304L SS SW	FRP	1/2 - 2
S10 T304L SS SW	S10 T304L	1/2 - 2
S40 T316L SS SW	PVC 80	1/2 - 2
S40 T316L SS SW	CPVC 80	1/2 - 2
S40 T316L SS SW	FRP	1/2 - 2
HARD COPPER	PVC 40	1/2 - 4
HARD COPPER	3000 FRP	1/2 - 4



For more than 30 years, IPEX has been supplying industrial, commercial, school and hospital laboratories throughout North America with high-quality, easy-to-install acid waste systems designed to handle a wide variety of chemicals and pH levels. Our comprehensive line of dedicated acid waste conveyance, neutralization and monitoring systems offers innovative features not available with any other system. In fact, IPEX Enfield™ electrofusion and Labline® mechanical joint systems have long been recognized as the industry benchmark for performance and reliability, and are among the most widely specified systems in North America.

Also available through IPEX is the next generation, E-84 compliant Plenumline™ system, made of flame retardant PVDF for extremely demanding applications such as return-air plenums. The complete range of IPEX integrated total solutions for acid waste applications also includes our Neutratanke® neutralization tanks, Neutrasystem2™ pH monitoring system, Floway™ drains, and Encase™ double containment systems.

# Acid Waste Piping Systems



Enfield Electrofusion Acid Waste Systems FRPP & NRPP

66

Labline Mechanical-Joint Acid Waste System FRPP

78

Floway Polypropylene Floor Drains

84

Plenumline Mechanical Joint Acid Waste System FR-PVDF

86

Neutratanke Neutralization Tanks HDPE & PP

90

# ENFIELD ELECTROFUSION ACID WASTE SYSTEMS

## ENFIELD™

Enfield electrofusion fittings are molded with an integral resistance wire in the socket, with jointing completed by energizing the resistance wire via a microprocessor controlled Enfusion Control Unit. The result of these innovations is an unparalleled level of joint reliability and repeatability. Enfield has proven over time that it produces the optimum level of performance where it matters most - at the joint interface. It offers unprecedented control of jointing - controlled fit, controlled temperature and controlled time.

### ADVANTAGES

- 1 Positive reliable joints made in 2 minutes – installation time is reduced
- 2 Several joints can be made at one time
- 3 Proven reliability for over a decade
- 4 Enfield is manufactured from polypropylene which has an operating temperature range from -10°F (-23°C) to 212°F (100°C).\* This allows systems to be flushed with boiling water
- 5 Heavy gauge resistance wire molded into sockets – no loose components, controlled fusion of joints
- 6 Easy connecting heavy duty socket terminal posts complete with protection ears
- 7 Microprocessor controlled Enfusion unit ensures secure joints and joint repeatability
- 8 Matched system – high quality pipe and fittings are matched to give ease of installation and long term reliability
- 9 Easy to install - even in difficult areas
- 10 Installed cost 50% less than glass
- 11 Breakage factor eliminated
- 12 Maintenance free

### STANDARDS

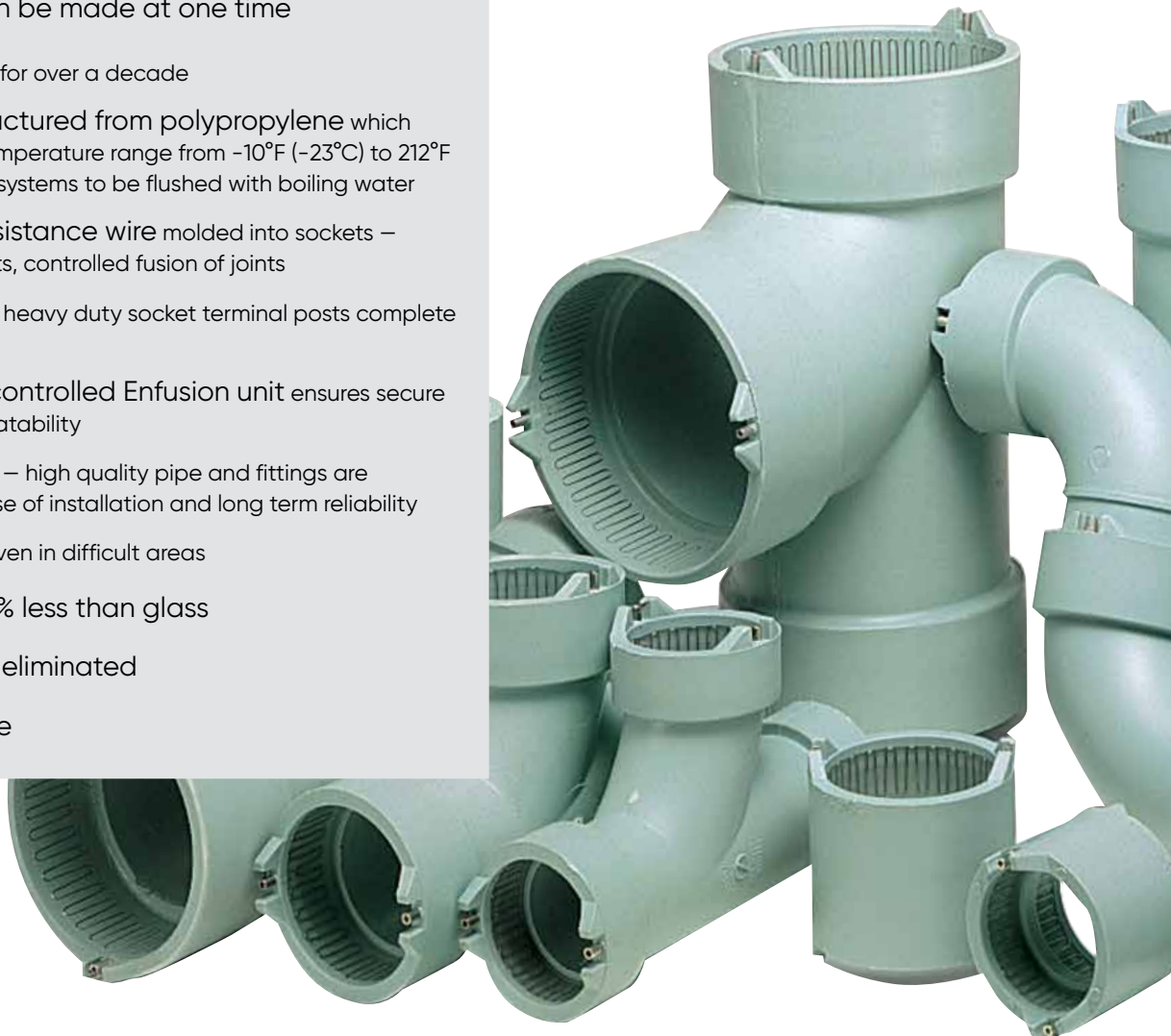


NSF-approved  
IAPMO-listed & CSA-certified  
Meets ASTM F1412, D4101 and CSA B181.3



### DID YOU KNOW?

Enfield™ offers polypro fittings, constructed with a heavy gauge resistance wire that is integrally molded into the socket. These are considered to be the premier fittings on the market.



## SHORT FORM SPECIFICATIONS

### GENERAL

Acid waste drain and vent system, as shown on drawings, shall be NSF listed and CSA certified Schedule 40, polypropylene as manufactured by IPEX. System to include pipe supplied in 10 ft. lengths (or 20 ft lengths if NFRPP is specified), fittings, traps and neutralization tanks from the same manufacturer. It shall also include recommended adapters to connect to other piping materials, where applicable.

### MATERIAL

Pipe shall be made from NSF listed Type 1, flame retardant polypropylene conforming to ASTM D4101, with a maximum average flame spread of zero seconds and a maximum extent of burning of 13 mm, in accordance with ASTM D635. Matched fittings shall be made from NSF listed flame retardant polypropylene with average maximum burn time of 80 seconds and maximum extent of burning of 20 mm in accordance with ASTM D635.

If NFRPP pipe is specified, it shall be made from NSF 14 listed and CSA certified Schedule 40 PP as manufactured by IPEX. Pipe shall comply with ASTM F1412 and material used shall comply with the material requirements of ASTM D4101.

### FITTINGS

Fittings shall be NSF listed and have an integral heavy gauge, nickel/chrome electrical resistance wire molded in place in the fitting body. Copper wire elements, loose wire or other loose joint components, are prohibited. Fittings shall be Enfield or approved equal.

### JOINTS

Connections between polypropylene pipe and fittings shall be made using the Enfield joint. All joints shall have a fusion cycle controlled by a microprocessor operated, waterproof, Enfusion control unit equipped with input and output voltage sensors, ambient temperature sensors to automatically adjust fusion time and audible alarms to indicate cycle interruptions and completion of the joining process. The unit shall be capable of fusing multiple joints and with a minimum capability of eight 2" joints with the same fusion time as a single joint.

Connections between polypropylene and other piping materials shall be made using Enfield adapters according to manufacturer's (IPEX) recommendations. All electrofusion machines shall be third party certified by UL and CSA.

### INSTALLATION AND TESTING

Installation and testing shall be in accordance with the contract drawings, the manufacturer's recommendations and the local plumbing codes. Testing with compressed air is prohibited. The entire system shall be installed free of stress and in proper alignment. Horizontal supports shall provide a wide bearing area and be free of burrs or sharp edges. Support spacings shall be in accordance with the manufacturer's recommendations and local plumbing codes. Vertical piping shall have riser clamps at each floor. Pipe supports should be installed so that horizontal piping is in uniform alignment and with a uniform slope of at least 1/8".



# PRODUCT SELECTION CHART

Dimension inches	Product Code
------------------	--------------

## AW Polypropylene Pipe Flame Retardant Sch 40



1-1/2	146001
2	146002
3	146003
4	146004
6	146006
8	146008
10	146010
12	146012

10' Lengths

Dimension inches	Product Code
------------------	--------------

## AW Polypropylene Pipe Flame Retardant Sch 40



1-1/2	146031
2	146032
3	146033
4	146034
6	146036
8	146038
10	146040
12	146042

20' Lengths

Note: 20' Schedule 40 FR pipe is a non-stock item available upon special order.

## AW Polypropylene Pipe Flame Retardant Sch 80



1-1/2	146013
2	146014
3	146015
4	146016

10' Lengths

Note: 20' Schedule 80 FR pipe is a non-stock item available upon special order.

## AW Polypropylene Pipe Flame Retardant Sch 80



1-1/2	146022
2	146023
3	146024
4	146025

20' Lengths

Note: 20' Schedule 80 FR pipe is a non-stock item available upon special order.

## AW Polypropylene Pipe Black Non-Flame Retardant Sch 40



1-1/2	146101
2	146102
3	146103
4	146104
6	146106
8	146108
10	146110
12	146212

20' Lengths

## AW Polypropylene Pipe Black Non-Flame Retardant Sch 80

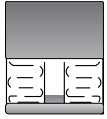


1-1/2	146201
2	146202
3	146203
4	146204
6	146206
8	146208
10	146210
12	146211

20' Lengths

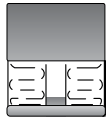
Dimension inches	Product Code
---------------------	-----------------

### Black Non-Flame Retardant Enfield Coupling



2	257147
3	257150
4	257154
6	257158
8	257161
10	257143
12	257145

### Coupling EJ



1-1/2	257141
2	257146
3	257149
4	257153
6	257157
8	257160
10	257142
12	257144

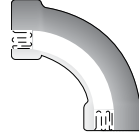
### Fabricated Repair Coupling EJ



2	257148
3	257152
4	257156
6	257159
8	257295

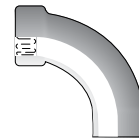
Dimension inches	Product Code
---------------------	-----------------

### 90° Sweep EJ



1-1/2	257171
2	257172
3	257173
4	257174
6	257175

### 90° Sweep EJ x Sp



1-1/2	257281
2	257282
3	257283
4	257284
6	257286

### 1/8 Bend EJ



1-1/2	257191
2	257194
3	257195
4	257196
6	257197

### 1/8 Bend EJ x Sp



1-1/2	257221
2	257222
3	257223
4	257224
6	257225

### Fabricated 1/8 Bend EJ



8	257198
10	257192
12	257193

IPEX components are dimensionally matched; do not install system of mixed brands without our expressed written consent.

# PRODUCT SELECTION CHART

Dimension inches	Product Code
---------------------	-----------------

## 1/4 Bend (90°) EJ



1-1/2	257181
2	257184
3	257031
4	257032
6	257033

## 1/4 Bend (90°) EJ x Sp



1-1/2	257291
2	257293
3	257034
4	257035
6	257036

## 1/4 Bend EJ x LN



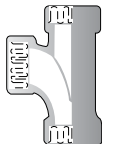
1-1/2	257292
-------	--------

## Fabricated 1/4 Bend (90°) EJ



8	257185
10	257182
12	257183

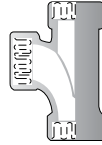
## Sanitary Tee EJ



1-1/2	257201
2	257206
3	257208
4	257211

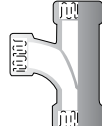
Dimension inches	Product Code
---------------------	-----------------

## Fabricated Sanitary Tee EJ



6	257214
8	257217
10	257202
12	257205

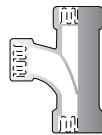
## Reducing Sanitary Tee EJ



2 x 1-1/2	257207
3 x 1-1/2	257209
3 x 2	257210
4 x 2	257212
*4 x 3	257213

\* Fabricated

## Fabricated Reducing Sanitary Tee EJ



6 x 2	257215
6 x 4	257216
8 x 3	257163
8 x 4	257218
8 x 6	257219
10 x 3	257164
10 x 4	257203
10 x 6	257204
10 x 8	257165
12 x 4	257166
12 x 6	257167
12 x 8	257168
12 x 10	257169

## Double Sanitary Tee EJ

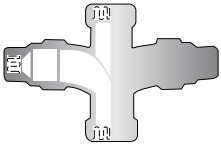


*1-1/2	257351
2	257352
3	257354
4	257357

\* Fabricated

Dimension inches	Product Code
---------------------	-----------------

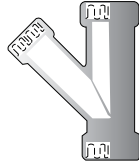
Reducing Double Sanitary Tee EJ



2 x 1-1/2	257353
3 x 1-1/2	257355
4 x 2	257358
4 x 3	257359

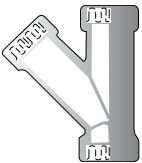
Dimension inches	Product Code
---------------------	-----------------

Fabricated Reducing Wye EJ



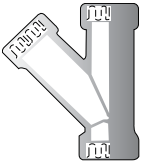
8 x 2	257427
8 x 3	257415
8 x 4	257416
8 x 6	257421
10 x 3	257428
10 x 4	257373
10 x 6	257379
10 x 8	257380
12 x 3	257429
12 x 4	257383
12 x 6	257387
12 x 8	257388
12 x 10	257430

45° Wye EJ



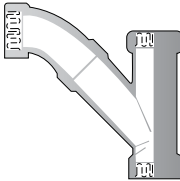
1-1/2	257371
2	257390
3	257394
4	257400
6	257406

Fabricated 45° Wye EJ



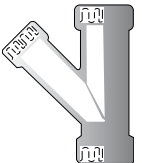
8	257414
10	257372
12	257381

Combination Wye & 1/8 Bend (Long Turn Wye) EJ



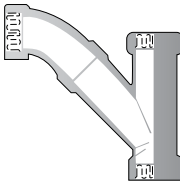
1-1/2	257389
2	257392
3	257397
4	257403
6	257410

Reducing Wye EJ



2 x 1-1/2	257391
3 x 1-1/2	257395
3 x 2	257396
4 x 1-1/2	257425
4 x 2	257401
4 x 3	257402
6 x 1-1/2	257426
6 x 2	257407
6 x 3	257408
6 x 4	257409

Fabricated Combination Wye & 1/8 Bend EJ



8	257417
10	257374
12	257384

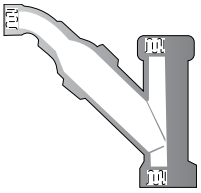
IPEX components are dimensionally matched; do not install system of mixed brands without our expressed written consent.

# PRODUCT SELECTION CHART

Dimension inches	Product Code
------------------	--------------

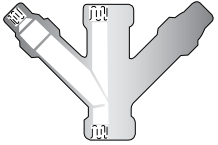
Dimension inches	Product Code
------------------	--------------

## Reducing Combination Wye & 1/8 Bend EJ



2 x 1-1/2	257393
3 x 1-1/2	257398
3 x 2	257399
4 x 1-1/2	257431
4 x 2	257404
4 x 3	257405
6 x 1-1/2	257432
6 x 2	257411
6 x 3	257412
6 x 4	257413

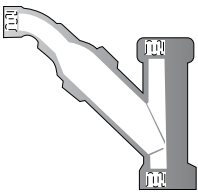
## Reducing Double 45° Wye EJ



*2 x 1-1/2	257446
6 x 4	257458


\* Fabricated

## Fabricated Reducing Combination Wye & 1/8 Bend EJ



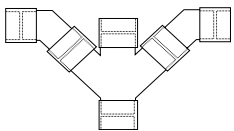
8 x 4	257419
8 x 6	257420
10 x 3	257375
10 x 4	257376
10 x 6	257377
10 x 8	257378
12 x 3	257433
12 x 4	257434
12 x 6	257435
12 x 8	257386
12 x 10	257385

## Fabricated Reducing Double 45° Wye EJ



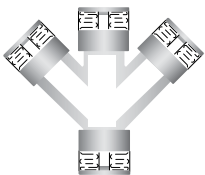
3 x 2	257449
4 x 2	257453
4 x 3	257454
8 x 6	257461
10 x 4	257443
10 x 6	257463
10 x 8	257444
12 x 4	257464
12 x 6	257465
12 x 8	257466
12 x 10	257467

## Fabricated Double Combination Wye & 1/8 Bend EJ



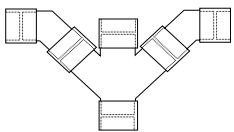
2	257447
3	257450
4	257455
6	257459

## Fabricated Double 45° Wye EJ



2	257445
3	257448
4	257452
6	257457
8	257460
10	257442
12	257462

## Fabricated Reducing Double Combination Wye & 1/8 Bend EJ



3 x 2	257451
4 x 2	257456



Dimension inches	Product Code
---------------------	-----------------

True Wye EJ



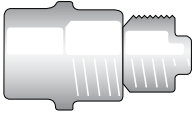
1-1/2	257341
2	257342

Reducing True Wye EJ



2 x 1-1/2	257343
3 x 2	257344

Cleanout P w/Plug Sp



1-1/2	257232
2	257235
3	257238
4	257241
*6	257244

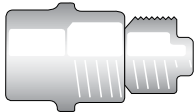
\*Fabricated

Cleanout Plug Male Thread



1-1/2	257233
2	257236
3	257239
4	257242

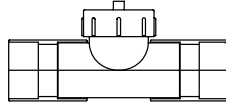
Cleanout w/ Brass Plug Sp



3	257247
4	257248

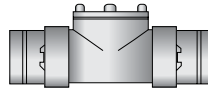
Dimension inches	Product Code
---------------------	-----------------

Fabricated Cleanout Tee Sp



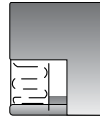
1-1/2	257551
2	257552
3	257553
4	257554
6	257555

Molded Cleanout Tee Sp



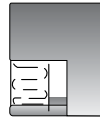
2	257176
---	--------

Molded Cap EJ



1-1/2	257023
2	257022

Fabricated Cap EJ



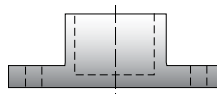
3	257544
4	257545
6	257546
8	257547
10	257542
12	257548

Flange - ASA 150 EJ



1-1/2	257361
2	257365
3	257366
4	257367
6	257368

Fabricated Flange - ASA 150 EJ




8	257369
10	257362
12	257363

IPEX components are dimensionally matched; do not install system of mixed brands without our expressed written consent.

# PRODUCT SELECTION CHART


Dimension inches	Product Code
---------------------	-----------------

## Blind Flange - ASA 150



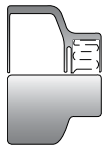
1-1/2	231453
2	231454
3	231455
4	231456
6	231457
8	231458
10	231451
12	231452

## Fabricated Blind Flange - ASA 150



8	257370
10	257360
12	257364

## Reducing Bushing Sp x EJ

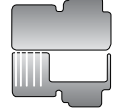


2 x 1-1/2	257472
** 3 x 1-1/2	257473
3 x 2	257476
** 4 x 1-1/2	257474
4 x 2	257477
4 x 3	257479
6 x 1-1/2	257475
6 x 2	257478
6 x 3	257480
6 x 4	257483
8 x 3	257481
8 x 4	257484
8 x 6	257486
10 x 4	257482
10 x 6	257485
10 x 8	257487
12 x 4	257489
12 x 6	257490
12 x 8	257488
12 x 10	257471

\*\* Discontinued when stock is depleted

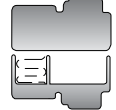
Dimension inches	Product Code
---------------------	-----------------

## Adapter Female Thread x Loose Nut




1-1/2	257101
-------	--------

## Adapter EJ x LN



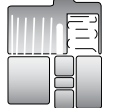
1-1/2	257111
-------	--------

## Male Adapter EJ x Male Thread



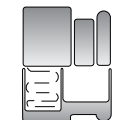
1-1/2	257121
2	257122

## Female Adapter EJ x Female Thread



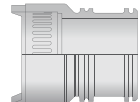
1-1/2	257131
2	257132
3	257733
4	257734

## Glass Adapter EJ x Bead



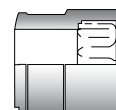
1-1/2	257501
2	257502
3	257503
4	257504

## Duriron Adapter EJ x Spigot



1-1/2	257511
-------	--------

## Cast Iron Adapter Soc x MJ Sp



1-1/2	257130
2	257512
3	257513
4	257514

IPEX components are dimensionally matched; do not install system of mixed brands without our expressed written consent.

Dimension inches	Product Code
---------------------	-----------------

3"/12" FRPP Tail Piece Adapter

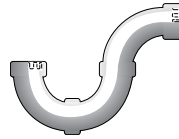


1-1/2 x 3	257133
1-1/2 x 12	257134

c/w Spig x Brass Compression Ring

Dimension inches	Product Code
---------------------	-----------------

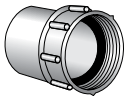
P Trap - 3 piece EJ



3	257563
4	257564
6	257565

Shipped as 3 pieces

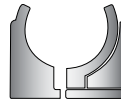
1-1/2" x 12" FRPP Swivel Sink Strainer Adapter  
Spig x Female Thread



1-1/2 x 12	257090
------------	--------

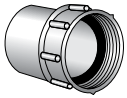
c/w Viton® Gasket

Pipe Clip



1-1/2	156251
2	156252

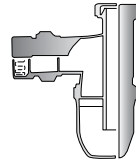
FRPP Swivel Sink Strainer Adapter  
Spig x Female Thread



1-1/2	257093
*1-1/2	156450

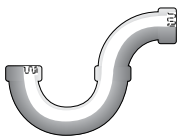
c/w Viton® Gasket  
\*Pregrooved for Labline. Nut and Olive are extra.

Universal Trap - Solid Base, P Type EJ x Female Thread



1-1/2	257521
1-1/2	257522

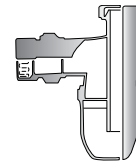
P Trap - 2 piece EJ



1-1/2	257104
2	257105

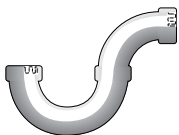
Shipped as 2 pieces

Universal Trap - Clear Base, P Type EJ x Female Thread



1-1/2	257531
1-1/2	257532

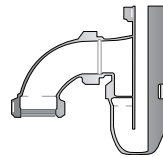
Fabricated P Trap - 2 piece EJ



8	257566
10	257562

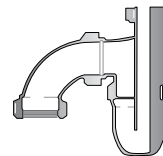
Shipped as 2 pieces

Universal Trap - Solid Base, S Type Soc



1-1/2	257523
-------	--------

Universal Trap - Clear Base, S Type Soc



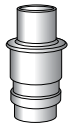
1-1/2	257533
-------	--------

IPEX components are dimensionally matched; do not install system of mixed brands without our expressed written consent.

# PRODUCT SELECTION CHART

Dimension inches	Product Code
---------------------	-----------------


## Compensator Joint



3	257107
4	257108
6	257109

Description	Product Code
-------------	-----------------

## Connector Cable - NEW Style Machine



-	257278
---	--------

## Enfufion Control Unit - Complete Kit



-	257279
---	--------

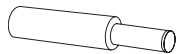
Kit includes hub clamps, 11/2" thru 6", connector cable & 5' link cable.

## Connector Cable - Old Style Machine



-	257263
---	--------

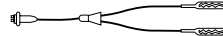
## Extension Pins



-	257778
---	--------

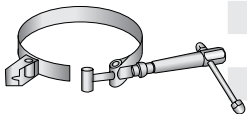
Priced per extension pin.

## Connector Cable - EZ Connector Cable



-	257294
---	--------

## Enfufion Hub Clamp - New T Bar Handle & Bushing



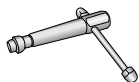
1-1/2	257254
2	257256
3	257257
4	257258
6	257259
8	257260
10	257255
12	257262

## Link Cable c/w EZ Connector



2 ft. EZ	257268
5 ft. EZ	257269
10 ft. EZ	257270
15 ft. EZ	257271

## Stainless Steel T Handle for Hub Clamps



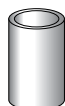
1-1/2 to 12	257125
-------------	--------

## Link Cable c/w Link Lead



5 ft.	257265
10 ft.	257266
15 ft.	257267

## Oil Impregnated Brass Bushings for Clamps



1-1/2 to 12	257094
-------------	--------

## Fuses

16 AMP	257801
100 MILAMP	257276
500 MILAMP	257277

IPEX components are dimensionally matched; do not install system of mixed brands without our expressed written consent.



## At IPEX you get more than products. You get our knowledge

You get more than just purity with Enpure™. You get peace of mind. Enpure is one of the most complete and dependable pure-water thermoplastic piping systems available today. From the manufacturing of cosmetics to solutions for medical use, from pure-water lab applications to dialysis machines, Enpure is designed to meet all challenges. Manufactured with FDA approved materials, Enpure natural polypropylene pipe, valves and fittings eliminate the potential of contamination to your pure process.

And, unlike conventional systems, Enpure is designed as a socket fusion system. No hazardous chemicals are used for joining. Connections are as "clean" as any other components in the system.



For more than 20 years IPEX has provided laboratories throughout North America with complete acid waste systems designed to take a variety of chemicals.

Pour it, flush it or dump it – from school labs to industrial labs, Labline™ polypro, and Plenumline™ FR-PVDF acid waste systems are built to handle it.

Since their introduction, Labline and Plenumline mechanical joints have revolutionized the industry – and they continue to be regarded as state-of-the-art.

Labline and Plenumline also feature a new no-heat Elastolive for quicker installation and higher performance.

Backed by IPEX's 50 years of experience, Enpure, Labline and Plenumline are built to our strict quality, performance and dimensional standards.

# LABLINE MECHANICAL JOINT ACID WASTE SYSTEMS

## LABLINE®

Labline (Mechanical Joint) has displaced the more expensive and difficult to install glass and metal systems. Gone is the need for fusing, caulking or welding of joints. Joining of the Labline System is complete in just 30 seconds and once the nut is locked into place, the end-user is assured of many years of trouble-free service. Yet, because it is a mechanical joint, the system can be easily dismantled and re-used, making it ideal for modular designs and for systems that may require re-modeling in the future.


### STANDARDS



NSF-approved  
IAPMO-listed & CSA-certified  
Meets ASTM F1412, D4101 and CSA B181.3

### ADVANTAGES

- 1 30 second jointing - save on installation time
- 2 Proven reliability for over 30 years
- 3 Labline is manufactured from polypropylene which has an operating temperature range from -10°F (-23°C) to 212°F (100°C).\* This allows systems to be flushed with boiling water
- 4 All plastic construction - no galvanic action, electrolysis or corrosion in the joint
- 5 Simple, inexpensive, non-temperamental tools
- 6 Easy to install, even in difficult areas
- 7 Mastered by plumbers in minutes. No pre-heating required to install olive
- 8 System changes during installation can be done without spoiling fittings
- 9 Can be disassembled and re-used
- 10 Ideal for modular systems
- 11 Ideal for remodeling
- 12 Matched system - high quality pipe and fittings are matched to give ease of installation and long term reliability





## DID YOU KNOW?

Both Labline® and Plenumline™ contain no-heat Elastolives™ for quick installation and high performance.

## SHORT FORM SPECIFICATIONS

### GENERAL

Acid waste drain and vent system, as shown on drawings, shall be NSF listed, Schedule 40, polypropylene as manufactured by IPEX to include pipe supplied in 10 ft. lengths (or 20 ft lengths if NFRPP is specified), and matched fittings, traps and neutralization tanks from the same manufacturer. It shall also include recommended adapters to connect to other piping materials, where applicable.

### MATERIAL

Pipe shall be made from NSF listed Type 1, flame retardant polypropylene conforming to ASTM D4101, with a maximum average flame spread of zero seconds and a maximum extent of burning of 13 mm, in accordance with ASTM D635. Matched fittings shall be made from NSF listed flame retardant polypropylene with average maximum burn time of 80 seconds and maximum extent of burning of 20 mm in accordance with ASTM D635.

If NFRPP pipe is specified, it shall be made from NSF 14 listed and CSA certified Schedule 40 PP as manufactured by IPEX. Pipe shall comply with ASTM F1412 and material used shall comply with the material requirements of ASTM D4101.

### FITTINGS

Fittings shall be NSF listed, be of all plastic construction and be designed to lock into a machined groove on the mating piping. All fittings shall have integrally molded union connections. No metallic grab rings or clamps shall be allowed. Fittings containing EVA (ethylene vinyl acetate) are strictly prohibited. Couplings shall not be added to make mechanical joint fittings. Fittings shall be Labline or approved equivalent.

### JOINTS

Connections between polypropylene pipe and matched fittings shall be made using the Labline Joint.

### INSTALLATION AND TESTING

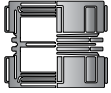
Installation and testing shall be in accordance with the contract drawings, the manufacturer's recommendations and the local plumbing codes. Testing with compressed air is prohibited. The entire system shall be installed free of stress and in proper alignment. Horizontal supports shall provide a wide bearing area and be free of burrs or sharp edges. Support spacings shall be in accordance with the manufacturer's recommendations and local plumbing codes. Vertical piping shall have riser clamps at each floor. Pipe supports shall be installed so that horizontal piping is in uniform alignment and with a uniform slope of at least 1/8" per foot, or in accordance with the local plumbing codes.



# PRODUCT SELECTION CHART

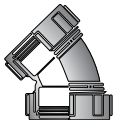
Dimension inches	Product Code
------------------	--------------

## Coupling



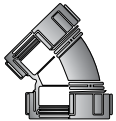
1-1/2	156161
2	156162
3	156163
4	156164

## 1/8 Bend (45°)



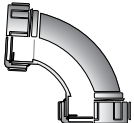
1-1/2	156191
2	156192
3	156193
4	156194

## Loose Nut 1/8 Bend (45°) MJ x Loose Nut



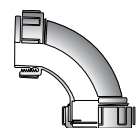
1-1/2	156216
2	156217
3	156218
4	156219

## 1/4 Bend (90°)



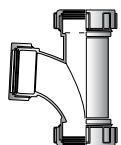
1-1/2	156181
2	156182
3	156183
4	156184

## Loose Nut 1/4 Bend MJ x Loose Nut



1-1/2	156291
2	156292
3	156293
4	156294

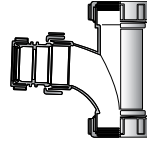
## Sanitary Tee



1-1/2	156201
2	156203
3	156206
4	156210

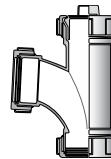
Dimension inches	Product Code
------------------	--------------

## Reducing Sanitary Tee



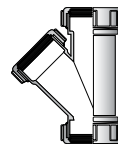
2 x 1-1/2	156204
3 x 1-1/2	156207
3 x 2	156208
4 x 1-1/2	156211
4 x 2	156212
4 x 3	156213

## Cleanout Tee



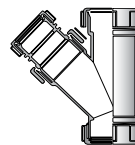
1-1/2	156202
2	156205
3	156209
4	156214

## 45° Wye



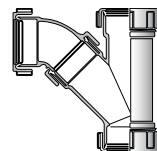
1-1/2	156361
2	156363
3	156367
4	156373

## Reducing 45° Wye



2 x 1-1/2	156364
3 x 1-1/2	156368
3 x 2	156369
4 x 1-1/2	156374
4 x 2	156375
4 x 3	156376

## Combination Wye & 1/8 Bend



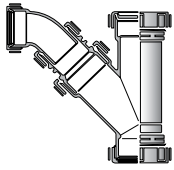
1-1/2	156362
2	156365
3	156370
4	156377

All Labline fittings are furnished assembled with Olives and Union Nuts.  
IPEX components are dimensionally matched; do not install system of mixed brands without our expressed written consent.



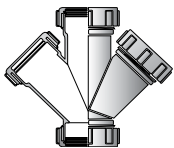
Dimension inches	Product Code
---------------------	-----------------

### Reducing Combination Wye & 1/8 Bend



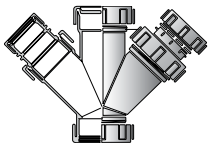
2 x 1-1/2	156366
3 x 1-1/2	156371
3 x 2	156372
4 x 1-1/2	156380
4 x 2	156378
4 x 3	156379

### Double Wye



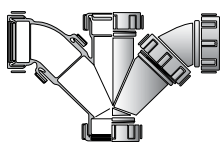
1-1/2	156381
2	156383
3	156387
4	156392

### Reducing Double Wye



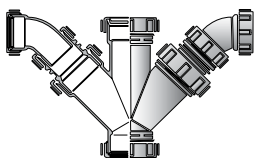
2 x 1-1/2	156384
3 x 1-1/2	156388
3 x 2	156389
4 x 1-1/2	156405
4 x 2	156393
4 x 3	156394

### Double Wye & 1/8 Bend



1-1/2	156382
2	156385
3	156390
4	156395

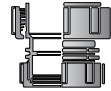
### Reducing Double Wye & 1/8 Bend



2 x 1-1/2	156386
3 x 1-1/2	156406
3 x 2	156391
4 x 1-1/2	156407
4 x 2	156396
4 x 3	156408

Dimension inches	Product Code
---------------------	-----------------

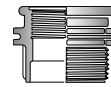
### Reducing Coupling Loose Nut x MJ



2 x 1-1/2	156397
3 x 1-1/2	156398*
3 x 2	156400*
4 x 1-1/2	156399*
4 x 2	156401*
4 x 3	156402

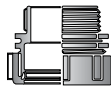
\* Loose nut not furnished

### Threaded Adapter Male Thread x Female Thread



1-1/2 x 1-1/4	156121
1-1/2 x 1-1/2	156131

### Male Adapter MJ x Male Thread



1-1/2	156141
2	156142
3	156143
4	156144

### Female Adapter MJ x Female Thread



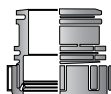
1-1/2	156151
2	156152

### Glass Adapter MJ x Bead



1-1/2	156451
2	156452
3	156453
4	156454

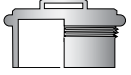
### Duriron Adapter MJ x Spigot





1-1/2	156461
2	156462
3	156463
4	156464

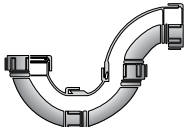
All Labline fittings are furnished assembled with Olives and Union Nuts.  
IPEX components are dimensionally matched; do not install system of mixed brands without our expressed written consent

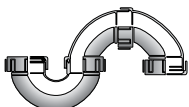
# PRODUCT SELECTION CHART


	Dimension inches	Product Code
	1-1/2	156241
	2	156242
	3	156243
	4	156244

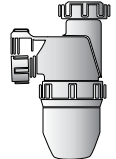
	Dimension inches	Product Code
	1-1/2	156101
	2	156102

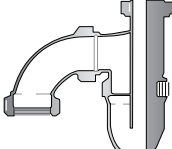
	Dimension inches	Product Code
	1-1/2	156103
	2	156104

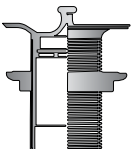
	Dimension inches	Product Code
	1-1/2	156711
	2	156712
	3	156713
	4	156714


	Dimension inches	Product Code
	1-1/2	156105
	2	156106


	Dimension inches	Product Code
	1-1/2	156107
	2	156108

	Dimension inches	Product Code
	1-1/2	156501
	1-1/2	156511
	Transparent Base	
	-	156512
	PP Base Only	
	-	156513
	Clear Base Only	
	-	156514
O-ring Gasket Only		
-	156516	
Top Assembly For W501 & W511		

	Dimension inches	Product Code
	1-1/2	156502
	*1-1/2	156515
	* Transparent Base	

	Dimension inches	Product Code
	1-1/2 - 3-3/8	156303
	1-1/2 - 3-3/8	156304
	1-1/2 - 2-7/8	156311
	1-1/2 - 2-7/8	156312
	-	156302

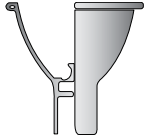
	Dimension inches	Product Code
	-	156301
	-	156305

	Dimension inches	Product Code
	1-1/2	156321
	1-1/2	156322

All Labline fittings are furnished assembled with Olives and Union Nuts.  
IPEX components are dimensionally matched; do not install system of mixed brands without our expressed written consent.

Dimension inches	Product Code
---------------------	-----------------

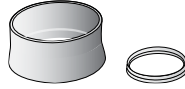
Cup Sink Round



6 x 4 Deep	156403
4 x 4 Deep	156404
-	156409

Dimension inches	Product Code
---------------------	-----------------

No Heat Elastolive Yellow




1-1/2	156222
2	156113
3	156114
4	156115

Cup Sink Oval



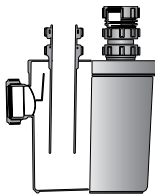
6 x 3	156491
9 x 3	156493

Grooving Tool



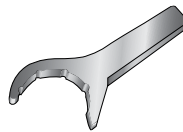
1-1/2	156109
2	156110
3	156111
4	156112

Dilution Trap



1-1/2	156601
-------	--------

Spanner



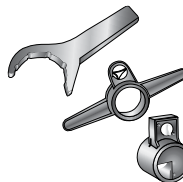
1-1/2	156264
2	156266
3	156268
4	156270

Pipe Clip



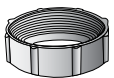
1-1/2	156251
2	156252

Grooving Tool & Spanner Combination Set



1-1/2	156263
2	156265
3	156267
4	156269

Union Nut



1-1/2	156231
2	156232
3	156233
4	156234

# FLOWAY POLYPROPYLENE FLOOR DRAINS

## FLOWAY™

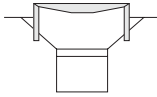
For efficiently managing chemical spills, our Floway™ adjustable and non-adjustable polypropylene drain ports are specially designed to feed into IPEX acid waste systems.

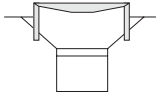
### ADVANTAGES

- ① Rated for pedestrian traffic and available in sizes from 2" to 6".
- ② Floway™ drains can be optionally configured with adjustable strainers, and plain end or threaded outlets.
- ③ Adjustable feature allows easy leveling after pouring of finished floors

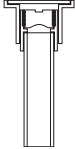


## PRODUCT SELECTION CHART


	Dimension Inches	Product Code
	Enfield 2	237001
	Labline 2	237075
	3	237011
	4	237021
	6	237031

	Dimension Inches	Product Code
	Enfield 2	237041
	Labline 2	237079
	3	237051
	4	237061
	6	237071

## PRODUCT SELECTION CHART

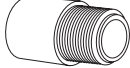
	Dimension Inches	Product Code
	2	237173
	3	237174
	4	237175
	*6	237177

\* 4" cleanout with 6" pipe outlet

Gas Tight Plug		
	3	237815
	4	237816
	6	237817

Blank Cover for F Series Drains		
F1000 Series		237814
F4000 Series		237813

Grid Strainers for F Series Drains		
F1000 Series		237807
F4000 Series		237806

	Dimension Inches	Product Code
	3	257091
	4	257092

FPT Tap for Priming Drain Assembly		
	3/8	237430
	1/2	237429

Trap Primer 12" Length w/FPT		
	2	257126
	3	257127
	4	257128

# PLENUMLINE MECHANICAL JOINT ACID WASTE SYSTEM

## PLENUMLINE™

Plenumline mechanical joint acid waste systems easily displace costly and difficult-to-install glass and metal systems. With Plenumline, time-consuming methods associated with conventional heavy and brittle systems are replaced by a time proven mechanical joint that takes only 30 seconds to complete. Once the Plenumline nut is locked in place, the end-user is assured of many years of trouble-free service. In addition, mechanical joint systems can easily be dismantled and re-used, making Plenumline ideal for modular designs and future expansions.

### ADVANTAGES

- 1 Ideally suited to plenum applications
- 2 30-second joints shorten installation time
- 3 Manufactured from Flame Retardant PVDF, which has an operating temperature range from -40°F (-40°C) to 285°F (140°C). With this high upper limit, Plenumline systems can be flushed with boiling water.
- 4 All-plastic construction eliminates galvanic action, electrolysis and corrosion in the joint.
- 5 Easy to install, even in tight areas, by using simple, inexpensive tools. Mechanical joints are mastered by plumbers in minutes; no pre-heating is required to install the new blue elastolite.
- 6 Modularized design means Plenumline components can be disassembled and re-used. In addition, system modifications during installation can be performed without damaging fittings.
- 7 High-quality pipe and fittings are matched to simplify installation and extend long-term reliability.
- 8 Flame Retardant PVDF material exhibits a flame spread index of 5 and smoke development index of 35 as tested in accordance with ASTM E84 and UL 723, and also meets 25/50 Flame/Smoke limits of ULC S102.2.

### STANDARDS



IAPMO-listed  
Meets ASTM F1673  
Standard specification for Polyvinylidene Fluoride (PVDF) Corrosive Waste Drainage Systems.





## DID YOU KNOW?

IPEX Plenumline is a robust acid waste system, made from flame-retardant PVDF thermoplastic, designed for challenging conditions, including highly restrictive return air plenum applications and high-temperature corrosive chemical waste situations.



## SHORT FORM SPECIFICATIONS

### GENERAL

Acid waste drain and vent system, as shown on drawings, shall be IAPMO listed, Schedule 40, FR-PVDF as manufactured by IPEX to include pipe supplied in 10 ft. lengths and matched fittings, traps and neutralization tanks from the same manufacturer. It shall also include recommended adapters to connect to other piping materials, where applicable.

### MATERIAL

Pipe and fittings shall be made from Kynar 740-02, flame retardant PVDF conforming to ASTM F 1673, with a limiting oxygen index (LOI) of 60, Resin must have a vertical burn rating of 94 V-0. Kynar 740-02 resin based on testing to ASTM E84 (UL 723) must have surface burning characteristics greater than or equal to a flame spread 5 and smoke development 35.


### FITTINGS


Fittings shall be third party certified to ASTM F 1673 and ASTM E84, and IAPMO approved, be of all plastic construction and a tapered elastic retaining ring shall be designed to lock into a machined groove on the mating piping. All fittings shall have integrally molded union connections. No metallic grab rings or clamps shall be allowed. Fittings shall be Plenumline™ or approved equal.


### INSTALLATION AND TESTING


Installation and testing shall be in accordance with the contract drawings, the manufacturer's recommendations and the local plumbing codes. Testing with compressed air including air booster over water is prohibited. The entire system shall be installed free of stress and in proper alignment. Horizontal supports shall provide a wide bearing area and be free of burrs or sharp edges. Support spacings shall be in accordance with the manufacturer's recommendations and local plumbing codes. Vertical piping shall have riser clamps at each floor. Pipe supports shall be installed so that horizontal piping is in uniform alignment and with a uniform slope of at least 1/8" per foot, or in accordance with the local plumbing code requirements.

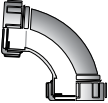
# PRODUCT SELECTION CHART

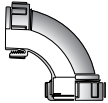
	Dimension Inches	Product Code
Pipe 	1-1/2	147045
	2	147046
	3	147047
	4	147048

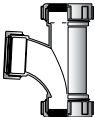
	Dimension Inches	Product Code
Coupling 	1-1/2	157006
	2	157007
	3	157008
	4	157009

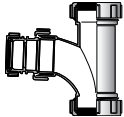
	Dimension Inches	Product Code
1/8 Bend 	1-1/2	157014
	2	157015
	3	157016
	4	157017

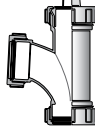
	Dimension Inches	Product Code
Loose Nut 1/8 Bend 	1-1/2	157024
	2	157025
	3	157026
	4	157027

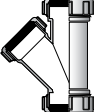
	Dimension Inches	Product Code
1/4 Bend 	1-1/2	157010
	2	157011
	3	157012
	4	157013

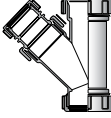
	Dimension Inches	Product Code
Loose Nut 1/4 Bend Loose Nut x MJ 	1-1/2	157032
	2	157033
	3	157034
	4	157035

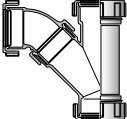
	Dimension Inches	Product Code
Sanitary Tee 	1-1/2	157018
	2	157019
	3	157020
	4	157021

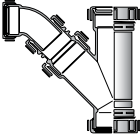
	Dimension Inches	Product Code
Reducing Sanitary Tee 	2 x 1-1/2	157022
	3 x 1/12	157065
	3 x 2	157023
	4 x 2	157067
	4 x 3	157068


	Dimension Inches	Product Code
Cleanout Tee 	1-1/2	157061
	2	157062
	3	157063
	4	157064

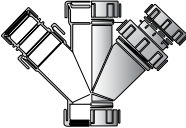
	Dimension Inches	Product Code
45° Wye 	1-1/2	157036
	2	157037
	3	157038
	4	157039

	Dimension Inches	Product Code
Reducing 45° Wye 	2 x 1-1/2	157069
	3 x 1/12	157073
	3 x 2	157070
	4 x 2	157071
	4 x 3	157072

	Dimension Inches	Product Code
Combination Wye & 1/8 Bend 	1-1/2	157074
	2	157075
	3	157076
	4	157077

	Dimension Inches	Product Code
Reducing combination Wye & 1/8 Bend 	2 x 1-1/2	157078
	3 x 1/12	157079
	3 x 2	157080
	4 x 2	157081
	4 x 3	157082

	Dimension Inches	Product Code
Double 45° Wye (Fabricated) 	1-1/2	157049
	2	157050
	3	157051
	4	157052

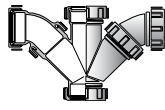
	Dimension Inches	Product Code
Reducing Double Wye 	2 x 1-1/2	157096
	3 x 1/12	157104
	3 x 2	157097
	4 x 1-1/2	157091
	4 x 2	157098
	4 x 3	157099

All fittings are furnished assembled with Olives and Union Nuts.  
IPEX components are dimensionally matched; do not install system of mixed brands without our expressed written consent.

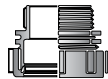


Dimension Inches	Product Code
---------------------	-----------------

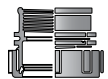
### Double Wye & 1/8 Bend

	1-1/2	157100
	2	157101
	3	157102
	4	157103


### Male Adapter MJ x Male Thread

	1-1/2	157002
	2	157003


### Female Adapter MJ x Female Thread

	1-1/2	157004
	2	157005


### Cleanout Plug

	1-1/2	157028
	2	157029
	3	157030
	4	157031


### U Bend for P-Trap

	1-1/2	157000
	2	157001


### P-Trap 2 piece

	1-1/2	157083
	2	157084


### P-Trap Long Radius 3 piece

	1-1/2	157085
	2	157086
	3	157087
	4	157088

### Running Trap

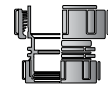
	1-1/2	157089
	2	157090

### Fabricated Cap

	1-1/2	157053
	2	157054
	3	157055
	4	157056


Dimension Inches	Product Code
---------------------	-----------------

### Loose Nut - Reducing Coupling Loose Nut x MJ

	2 x 1-1/2	157040
	3 x 1/12	157041
	3 x 2	157042
	4 x 2	157043
	4 x 3	157044


Note: Loose Nut and Olive not furnished.

### Flange (Fabricated)

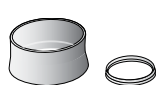
	1-1/2	157057
	2	157058
	*3	157059
	4	157060

\*While quantities last, Obsolete when stock depleted

### Tail Piece Adapter Sp x Brass Compression Ring

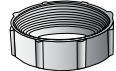
	1-1/2 x 12	157105
---	------------	--------

### No Heat Elastolive Blue

	1-1/2	157066
	2	157106
	3	157107
	4	157108

Note: Blue olive nut is not interchangeable with the FRPP Yellow olive nut.


### Union Nut

	1-1/2	157109
	2	157110
	3	157111
	4	157112

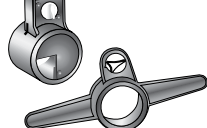
### Grooving Tool & Spanner Combination Set

	1-1/2	156263
	2	156265
	3	156267
	4	156269

### Spanner

	1-1/2	156264
	2	156266
	3	156268
	4	156270

### Grooving Tool

	1-1/2	156109
	2	156110
	3	156111
	4	156270

All fittings are furnished assembled with Olives and Union Nuts.  
IPEX components are dimensionally matched; do not install system of mixed brands without our expressed written consent

# HDPE & POLYPROPYLENE NEUTRALIZATION TANKS

## NEUTRATANK®

IPEX offers a complete range of Neutratan<sup>®</sup> neutralization tanks as well as dilution, sampling and pH tanks for managing concentrations and pH levels in acid waste systems.

Neutratan<sup>®</sup>s are made of high-density polyethylene or polypropylene material with a one-piece rotationally molded, seamless construction, a bolt-down flanged top and combination EZ Access cover. Neutratan<sup>®</sup>s are available in sizes from 5 gallons to 2,000 gallons to suit most potential design conditions.



### DID YOU KNOW?

Neutratan<sup>®</sup>s are used for limestone neutralization of chemical waste prior to discharge into the sewer.

### ADVANTAGES

- 1 Cylindrical and rectangular limestone neutralization tanks from 5 to 2000 gallons are available.
- 2 A variety of lids, inlets, outlets and accessories are offered.
- 3 Dilution tanks are available in 1, 2 and 5-gallon sizes.

### SHORT FORM SPECIFICATIONS

Contractor shall furnish and install HDPE (Polypropylene) Neutralization Tank. Tank shall be rotationally molded, seamless construction with flanged top and welded or bolt down cover, as supplied by IPEX. Tank shall be Neutratan<sup>®</sup> No. CT0100, having 100-gallon capacity complete with 3" inlet and outlet, and 1 1/2" vent connection. Tank to be 32" diameter x 42" high. Tank shall be installed in accordance with manufacturer's recommendations.

Contractor shall furnish and fill the tank prior to installation with limestone chips, as supplied by IPEX, to a level just below the tank outlet. Water should be added to the tank prior to placement of the limestone chips.



## PRODUCT SELECTION CHART

Gallons	Inlet/Outlet Inches	Product Code
---------	---------------------	--------------

### HDPE Standard Domed Plain End

5	1-1/2	237211
5	2	237212
15	2	237222
15	3	237223
30	2	237232
30	3	237233
30	4	237234
55	3	237243
55	4	237244
100	3	237252
100	4	237253
150	3	237281
150	4	237282
200	3	237411
200	4	237412
275	3	237130
275	4	237124
360	3	237125
360	4	237126
360	6	237497
500	3	237135
500	4	237136
500	6	237498

### HDPE HD Bolted Flat Plain End

5	1-1/2	237183
5	2	237184
15	2	237185
15	3	237186
30	2	237187
30	3	237188
30	4	237189
55	3	237190
55	4	237191
100	3	237192
100	4	237193
150	3	237194
150	4	237195
200	3	237196
200	4	237197
275	3	237198
275	4	237199
360	3	237200
360	4	237201
360	6	237202
500	3	237203
500	4	237204
500	6	237205

Gallons	Inlet/Outlet Inches	Product Code
---------	---------------------	--------------

### HDPE Steel Pedestrian Plain End

5	1-1/2	237501
5	2	237502
15	2	237503
15	3	237504
30	2	237505
30	3	237506
30	4	237507
55	3	237508
55	4	237509
100	3	237510
100	4	237511
150	3	237512
150	4	237513
200	3	237514
200	4	237515
275	3	237516
275	4	237517
360	3	237518
360	4	237519
360	6	237520
500	3	237521
500	4	237522
500	6	237526

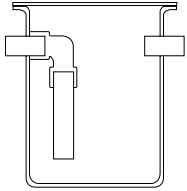
EZ Standard Domed & HD Flat covers are not suitable for pedestrian traffic. Always use steel pedestrian covers. Neutratanks are not rated for H2) live loading. In areas requiring H2O loading, position the tank below a Department of Transportation approved manhole cover. Regular tanks and 700 to 2000 gallon cylindrical tanks are available on request.

# PRODUCT SELECTION CHART

Gallons	Inlet/Outlet Inches	Product Code
---------	---------------------	--------------

Inlet / Outlet	Tank Size
----------------	-----------

## Polypro HD Bolted Flat Plain End

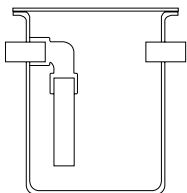


7	1-1/2	237206
7	2	237207
15	2	237208
15	3	237209
30	2	237210
30	3	237213
30	4	237214
55	3	237215
55	4	237216
100	3	237218
100	4	237220
150	3	237224
150	4	237225
200	3	237226
200	4	237228
275	3	237230
275	4	237235
360	3	237236
360	4	237238
360	6	237239
500	3	237240
500	4	237245
500	6	237246

## Inlet / Outlet Tank Sizes & Connection Options

1-1/2" Plain End, MPT, FPT, Flanged	5 gal to 55 gal
2" Plain End, MPT, FPT, Flanged	5 gal to 150 gal
3" Plain End, MPT, FPT, Flanged	15 gal to 500 gal
3" Flanged	30 gal to 500 gal
4" Plain End, MPT, FPT, Flanged	30 gal to 2000 gal
6" Flanged	360 gal to 2000 gal

## Polypro Steel Pedestrian Plain End

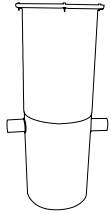


7	1 1/2	237524
7	2	237525
15	2	237526
15	3	237527
30	2	237528
30	3	237529
30	4	237530
55	3	237531
55	4	237532
100	3	237533
100	4	237534
150	3	237535
150	4	237536
200	3	237537
200	4	237538
275	3	237539
275	4	237540
360	3	237541
360	4	237542
360	6	237543
500	3	237544
500	4	237545
500	6	237546

EZ Standard Domed & HD Flat covers are not suitable for pedestrian traffic. Always use steel pedestrian covers. Neutraltanks are not rated for H-20 Live Loading. In areas requiring H-20 loading, position the tank below a Department of Transportation approved manhole cover. Regular tanks and 700 to 2000 gallon cylindrical tanks are available on request.

Gallons	Ext Length Inches	Product Code
---------	----------------------	-----------------

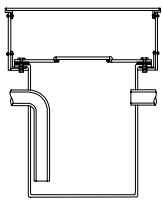
### HDPE Non-Adjustable Extension



5	6 to 9	237462
15	6 to 14	237463
30	6 to 24	237464
55	6 to 31	237465
100	6 to 35	237466
150	6 to 43	237467
200	6 to 43	237468
275	6 to 42	237469
360	6 to 42	237470
500	6 to 54	237471

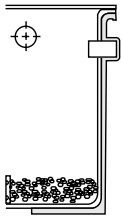
Polypro Non-Adjustable extensions are available upon request.

### Variable Extension (2" of Vertical Adjustment)



5/7	6 to 36	237454
15	6 to 36	237455
30	6 to 36	237456
55	6 to 36	237457
100	6 to 36	237458
150	6 to 36	237459
200	6 to 36	237460
275	6 to 36	237461

### FRP Overwrap




5/7	-	237440
15	-	237441
30	-	237442
55	-	237443
100	-	237444
150	-	237445
200	-	237446
275	-	237447
360	-	237448
500	-	237449

FRP Overwrap is for tanks without extensions  
Please contact IPEX for FRP overwrap pricing  
on tanks with non-adjustable extensions .

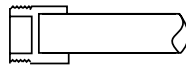
Inlet/Outlet Inches	Product Code
------------------------	-----------------

### HDPE Plain End Vent



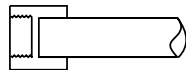
1-1/2	237401
2	237402
3	237403
4	237404

### HDPE MPT Connection



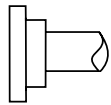
1-1/2	237421
2	237422
3	237423
4	237424

### HDPE FPT Connection




1-1/2	237431
2	237432
3	237433
4	237434

### HDPE Flange Connection



1-1/2	237121
2	237131
3	237141
4	237142
6	237500

### PolyPro Plain End Vent



1-1/2	237109
2	237110
3	237113
4	237114

### PolyPro MPT Connection

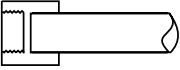


1-1/2	237156
2	237157
3	237158
4	237159

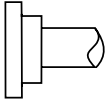
# PRODUCT SELECTION CHART

Inlet/Outlet Inches	Product Code
---------------------	--------------

## PolyPro FPT Connection

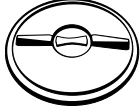
	1-1/2	237139
	2	237140
	3	237148
	4	237149

## PolyPro Flange Connection

	1-1/2	237116
	2	237118
	3	237120
	4	237138

Diameter Inches	Product Code
-----------------	--------------

## Threaded Manway

	8	237450
	16	237451
	22	237452

## Neutralizing Agent Limestone Bags

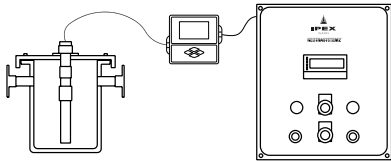
50 lbs	237321	TC50
--------	--------	------

NOTE: F.O.B. - Shipping Location

Diameter Inches	Product Code
-----------------	--------------

## Neutrasystem pH Monitoring & Recording System

pH Monitor w/ Tank & Alarm	237371
pH Monitor w/ Tank & Alarm & Data Logger	237331



Tank Size	Loading (lbs.)
-----------	----------------

## Limestone Loading Guide for Neutralization

5	50
15	125
30	250
55	500
100	1000
150	1500
200	2000
275	2500
360	3500
500	5250
700	8000
1000	10000
1250	12000
2000	18000

# NEUTRASYSTEM 2™ PH MONITORING SYSTEM

## NEUTRASYSTEM2™

Neutrasystem 2 ensures that discharges into the sewer are maintained within acceptable pH parameters by neutralizing the acidic waste with limestone chips. The system continuously samples the downstream flow while keeping an accurate, permanent record of pH discharge levels (optional). The monitoring device will warn maintenance personnel, (visually and audibly), when pH discharges outside acceptable parameters are sensed. Once alerted, maintenance personnel can quickly and easily recharge the main IPEX Neutratanke with limestone chips through the access cover incorporated into the tank's design.


The system incorporates the following features:

### pH MONITORING, RECORDING AND ALARM SYSTEM

- UL 508 Listed, NEMA 4X enclosure with hinged front, padlockable hasps, and wall mount flange
- 110/120 VAC input power supply (1.2fA) with 2 amp fuse with blown fuse indicator and resettable GFCI.
- Key lock off-on switch on door.
- Control power has 2 amp fuse with blown fuse indicator (24VDC class 2).
- Intermittent alarm horn, (sonalert type), and alarm silencing switch. The alarm horn is activated when the probe senses a pH above or below the set parameters, and will remain on until the alarm silencing switch is activated.
- Ethernet output for pH level and alarm in current time. (optional)
- Data logger to record pH values with date and time (optional)
- Large 4 digit pH value display with operator buttons for alarm settings (High pH value, Low pH value to energize the alarm)
- "Power ON" white LED pilot light.
- "pH HIGH Alarm" LED red light/ button to press to acknowledge.
- "pH LOW Alarm" LED red light/ button to press to acknowledge.
- Series 6510 submersible, pH electrode with chemically resistant CPVC body, viton O-rings and twist- lock connection providing easy maintenance
- 5-gallon high density polyethylene, one-piece construction, rotationally molded sample tank.

### INFORMATION

For detailed Operating, Maintenance and Calibration Procedures for Neutrasystem 2, please contact IPEX.



IPEX Neutrasystem 2 uses a CPVC submersible electrode (sensor) with automatic temperature compensation. The sensor has a flat surface junction to minimize fouling. The reference is sealed to minimize dryout and eliminate refilling solution. The sensor is connected to a preamplifier via a 1/4 turn quick disconnect. The preamplifier has an attached cable (25') and comes preattached to the pH calibrator that can be mounted near the tank (wall mount plate attached; other mounting options available with included hardware: pipe mount, DIN rail mount, panel mount).



## PH ELECTRODE

### Storage

The pH electrode is shipped in a soaker bottle containing a solution of pH 4 buffer and potassium chloride. The electrode should remain in the bottle until it is ready to use. If the electrode is used infrequently, the cap, bottle and solution should be saved and the electrode stored in it. Store the pH electrode in a pH 4 buffer solution if the soaking solution is discarded. Do not use distilled or deionized water as this will drastically reduce the electrode lifespan. Remove the cap and o-ring on the soaker bottle before use.

### Maintenance

pH electrodes have a thin glass surface. Care should be taken so that the glass does not become scratched or broken. After exposure to a sample, buffer or rinse solution, carryover can be minimized by blotting – never by wiping – the electrode with a clean, non-abrasive paper or a clean cloth towel. Do not use a brush on pH glass. As a rinse solution, use a part of the next sample or buffer which is to be measured. This action will also minimize contamination from carryover.

### Replacement

All pH electrodes age with time. Aging is characterized by shortened span and slower speed of response. Electrodes should be replaced when their readings cannot be corrected by the meter's controls and/or when their speed of response is too slow for the application for which they are being used. The frequency of electrode replacement is a function of the application; electrodes operating in hot liquids at very high or very low pH values will have shorter lives than those operating at neutral pH and ambient temperature. Coatings on an electrode's surface prevent new liquids from contacting an electrode's measuring surface and can mimic the effects of electrode aging. Before concluding that an electrode needs replacing, check its surface for coatings.

### Calibration

The frequency of calibration is solely the responsibility of the user. At a new installation, calibration might be checked every few hours or shift, with the calibration changes noted in a log. As a pattern of longer stability is found, the time between calibration checks can

be increased to once a day or once a week. Once a week is the longest recommended interval between calibrations.

- The pH electrode and pH controller should always be calibrated as a system.
- Only buffer solutions of 4, 7 and 10 are acceptable.
- Before placing the electrode in a new buffer, use an absorbent paper towel or clean absorbent cloth to blot – not wipe – off any liquid that clings to the electrode. This action will minimize carryover that could contaminate the buffer.
- Always use fresh buffers. Safely dispose of the buffers after they have been used for calibration. Do not return them to their bottles. This action could contaminate the buffers.
- Stir the electrode in the buffer to make sure that the fresh buffer quickly reaches the electrode's measuring surface.
- Allow time for the reading to stabilize. In general, with new electrodes, stable readings in the buffer solution are obtained in 10-15 seconds.

### Cleaning

Coating of an electrode's measuring surface can lead to incorrect readings, including shortened span and slower response times. The type of coating determines the type of cleaning technique. When using chemicals or solvents, care should be taken and appropriate eye, face, hand and/or respiratory protection should be used.

Soft Coatings can be removed by vigorous stirring, by use of a squirt bottle or, very carefully, by gently wiping with a soft, clean non-abrasive paper or cloth. Do not use any brush or abrasive cleaner on pH glass.

Hard Coatings should be chemically removed. The chemical used to remove the coating should be the least harsh chemical that dissolves the coating in one or two minutes and does not attack the electrode's material of construction.

Oily or Organic Coatings are best removed with detergents or an appropriate solvent that does not attack the electrode's material of construction.



IPEX offers two compressed air systems designed to meet the requirements of a wide range of applications.

When you specify a high-performance piping systems from IPEX, you get the added benefits of a complete piping solution that is engineered for total integration, and backed by comprehensive, coast-to-coast support – all from one reliable source.

# Compressed Air Systems



Duratec Airline

98

97

# DURATEC<sup>®</sup> AIRLINE SYSTEMS

1/2" - 1"

## Duratec<sup>®</sup>

Duratec is an innovative compressed air and inert gas distribution system designed to be absolutely leak-proof, installed quickly and easily, and maintained cost-effectively. As a result, Duratec saves you time and money.

Traditional metallic compressed air systems are a main cause of unnecessary energy use, excessive wear and tear on compressors and high consumption of compressor oils and filters. The culprits? Corrosion and leakage at pipe joints and fitting connections which often go undetected until they're discovered during a detailed compressed air system audit.

Duratec pipe comes in long 100 foot or 300 foot coils, which significantly reduces the number of joints in your system. Duratec fittings feature unique double o-ring seals to ensure long-term joint integrity. And the entire Duratec system can be easily and quickly installed, modified or expanded without the need for specialized equipment.

### DID YOU KNOW?

To make designing, sizing and installing a Duratec compressed air system easy, IPEX offers comprehensive reference tools, such as our Duratec Technical Manual. To download this manual visit our website at [www.ipexinc.com](http://www.ipexinc.com).



### APPLICATIONS

- Plant air
- Inert gas distribution
- Manufacturing hand tool operation
- Manual and automated welding operations
- Semi-conductor tool hook up
- Valve actuation - control systems
- Microbulk inert gas delivery systems
- Robotic installations

### STANDARDS



CSA B51, B137.9    ASTM F1974

ASME B31.3, B31.9 FDA Compliant

ANSI / ASTM F1282

National CRN OA02020.2CL (Fittings)

National CRN OC02020.2CL (Ball Valves)

(Some fittings do not have CRN registration. Contact IPEX Inc. for details.)

Certified to OSHA Safety Regulations

PE-RT

Aluminum

PE-RT

### QUICK INSTALLATION

Cutting and joining Duratec is fast and simple.

1. Cut pipe square using plastic pipe cutter.
2. Slide nut and split ring over pipe and bevel the inside of the pipe by inserting then rotating the beveling tool.
3. Push the fitting into the pipe.
4. Turn the nut finger tight plus one full turn with a wrench.



## ADVANTAGES

- 1 Low Installation Costs**

Duratec reduces costs on a typical installation not only for materials but also for labour and transportation costs when compared to traditional materials. How? Duratec's lightweight construction and simple assembly procedures.
- 2 Ease of Handling**

Duratec is 75% lighter than the equivalent diameter of copper and SCH 40 carbon steel.
- 3 Quick Removable Connections**

Threading is not required. All joints have double o-ring seals and can be quickly assembled or disassembled. Easy on-site modifications and repairs can be made.
- 4 Quick Installation**

No special training or equipment is required to complete a Duratec system.
- 5 Clean**

All Duratec pipe is packaged in cardboard boxes preventing contamination before use. The smooth PE-RT inner layer cannot rust, corrode or form loose scale. Clean air remains clean throughout the life of the system.
- 6 Flexible Yet Rigid**

Due to its composite structure, Duratec pipe can be easily bent by hand and will maintain its desired shape. This unique feature allows for straight, professional looking installation and eliminates sagging.
- 7 Lower Operating Costs**

Due to Duratec's advantages over metal systems, it costs you less time, labour and money to keep a Duratec system in optimal condition.
- 8 Pressure loss means money loss**

Metal systems can lose pressure due to pin-hole leaks and leakage at connections, all of which result in increased energy costs. Duratec's high-quality construction, on the other hand, guarantees consistent pressure for years to come.
- 9 Smooth Interior**

Less friction means lower pressure drops and higher flow rates. This may allow for smaller pipe sizes to be used.
- 10 Extended Life**

Duratec is designed not to rust, scale or pit. Once properly selected for the application and correctly installed, Duratec Airline Systems will provide years of maintenance-free service.
- 11 Corrosion Resistant**

Duratec's tough outer PE-RT (Polyethylene of Raised Temperature) layer protects it against corrosion and deterioration and ensures long service life even in the most aggressive manufacturing environments. Its inner PE-RT layer is unaffected by inert gases and commonly-used compressor oils. Combined with its industrial nickel-plated Duratec fittings, the system provides long-term performance superior to metal piping systems.
- 12 Fewer Fittings**

Duratec pipe comes in convenient 100 ft. and 300 ft. coils eliminating several joints and the need for threading, or soldering.
- 13 Safe**

Duratec's unique composite construction means that accidental impact or puncture of the pipe results in a safe, ductile mode of failure. Duratec pipe has been third-party tested and certified to stringent OSHA safety requirements for compressed air systems, standards that guarantee safety comes first.
- 14 Performance**

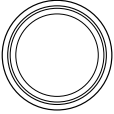
IPEX engineered Duratec pipe and fittings to provide top-notch performance. Rated for long term continuous operating pressures of 200psi at 73°F and 160psi at 140°F, Duratec pipe and fitting assemblies are also capable of sustaining quick burst pressures in excess of 800psi. This built-in safety factor ensures system performance and provides peace of mind for designers and facility managers.

## SHORT FORM SPECIFICATIONS

All compressed air and inert gas pipe in sizes 1" and smaller shall be PE-AL-PE composite pipe made with Raised Temperature Polyethylene and aluminum conforming to ASTM F1282 and CSA B1379. PE-AL-PE pipe shall meet the health and safety requirements of OSHA.

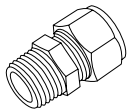
All compressed air and inert gas fittings in sizes 1" and smaller shall be nickel plated brass or 316 stainless steel and shall conform to the dimensional and physical requirements of ASTM F1974 and CSA B1379. All pipe, fittings and accessories shall be Duratec Air-Line as manufactured by IPEX.

# PRODUCT SELECTION CHART

	Dimension inches	Product Code	Coil Length feet
	HDPE-AL-HDPE 200 psi @ 73°F, 160 psi @ 140°F, ASTM F1282		
	3/8	446024	100
	3/8	446025	300
	1/2	446026	100
	1/2	446027	300
	3/4	446030	100
	3/4	446031	300
	1	446032	100
1	446033	300	

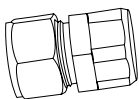
Dimension inches	Product Code
------------------	--------------

## Duratec x Male Thread Adapter



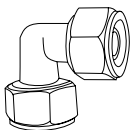
3/8 D1 x 1/4 MPT	438081
3/8 D1 x 3/8 MPT	438000
3/8 D1 x 1/2 MPT	438001
1/2 D1 x 1/2 MPT	438002
3/4 D1 x 3/4 MPT	438003
1 D1 x 1 MPT	438004

## Duratec x Female Thread Adapter



3/8 D1 x 1/2 FPT	438005
1/2 D1 x 1/2 FPT	438006
3/4 D1 x 3/4 FPT	438007
1 D1 x 1 FPT	438008

## Duratec x Duratec 90° Elbow



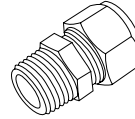
3/8 D1 x 3/8 D1	438079
1/2 D1 x 1/2 D1	438080
3/4 D1 x 3/4 D1	438067
1 D1 x 1 D1	438068

## Wall Bracket Multiport



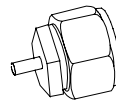
3/4 x 1/2	437338
Inlet - 3/4 MPT	
Outlet - 1/2 FPT	

## Duratec x Male Thread Adapter Stainless Steel



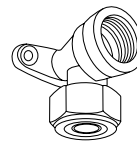
3/8 D1 x 3/8 MPT SS	438029
1/2 D1 x 1/2 MPT SS	438030
3/4 D1 x 3/4 MPT SS	438031
1 D1 x 1 MPT SS	438032

## Duratec Airline x Tubing Adapter



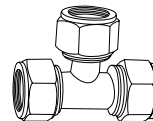
3/8 D1 x 1/4 MPT	438041
3/8 D1 x 3/8 MPT	438042
1/2 D1 x 1/2 MPT	438043
3/4 D1 x 3/4 MPT	438044
1 D1 x 1 MPT	438045

## Duratec x Female Thread Wing Back (or Drop-Ear) 90° Elbow



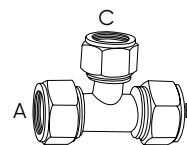
1/2 D1 x 1/2 FPT	438009
------------------	--------

## Duratec x Duratec x Duratec Tee



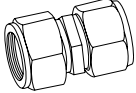
3/8	438033
1/2	438010
3/4	438011
1	438012

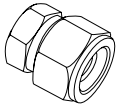
## Duratec x Duratec x Duratec Reducing Tee




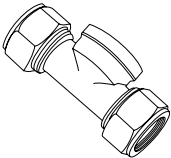
3/4 x 1/2 x 1/2	438013
3/4 x 3/4 x 1/2	438014
3/4 x 1/2 x 3/4	438015
1 x 1 x 1/2	438016
1 x 3/4 x 3/4	438017
1 x 1 x 3/4	438018
A x B x C	

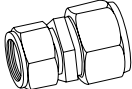
# PRODUCT SELECTION CHART

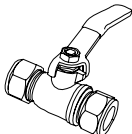
	Dimension inches	Product Code
	3/8	438020
	1/2	438021
	3/4	438022
	1	438023

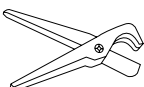
Duratec x Cap	Dimension inches	Product Code
	3/8	438036
	1/2	438026
	3/4	438027
	1	438028

5-in-1 Bevelling Tool	Dimension inches	Product Code
	3/8" to 1" Beveling Tool	438050

Duratec x Duratec x Female Thread Tee	Dimension inches	Product Code
	1/2 D1 x 1/2 D1 x 1/2 FPT	438019
	3/4 D1 x 3/4 D1 x 1/2 FPT	438078


Duratec Reducing Coupling	Dimension inches	Product Code
	3/4 x 1/2	438024
	1 x 3/4	438025


Duratec Airline Ball Valve	Dimension inches	Product Code
	3/8	438037
	1/2	438038
	3/4	438039
	1	438040


Plastic Pipe Cutter	Dimension inches	Product Code
	3/8" to 1" Pipe Cutter	438051

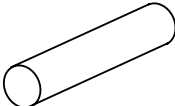
Dimension inches	Product Code
-	438052

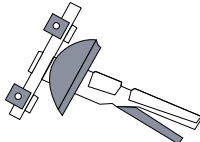
## Plastic Pipe Cutter Replacement SS Blade


Duratec Pipe Clip	Dimension inches	Product Code
	3/8	438063
	1/2	438064
	3/4	438065
	1	438066

Replacement Split Ring	Dimension inches	Product Code
	3/8 Split Ring D1	438046
	1/2 Split Ring D1	438047
	3/4 Split Ring D1	438048
	1 Split Ring D1	438049

Duratec Airline Replacement O-Ring	Dimension inches	Product Code
	3/8	438053
	1/2	438054
	3/4	438055
	1	438056

Protective Heat Shrink Sleeve	Dimension inches	Product Code
	4" Heatshrink Sleeve for 3/4", 1" Fittings	438061

Composite Pipe Bending Tool Kit up to 1"	Dimension inches	Product Code
	1/2", 3/4", 1" Bending Tool Kit	438057

Composite Pipe Bending Spring	Dimension inches	Product Code
	1/2	438058
	3/4	438059
	1	438060



## Your Compressed Air System for the 21st Century

When your plant's compressed air system leaks, more than just air is getting out. You're losing money in the form of wasted energy, wear and tear on your compressors and increased operating and maintenance costs. Duratec® Airline, a unique time and money-saving piping system, is designed to reduce leaks and costs.

A tough piping system that meets ASME codes and OSHA safety requirements, Duratec Airline requires less time, labor and money to install and maintain than

traditional systems. Its long, lightweight coils cut down on the number of potential leak points in your system. Duratec fittings are quick and easy to install and feature double O-ring seals that ensure maximum joint integrity.



Duratec requires no special tools or installation training and eliminates the need for soldering and threading. And because Duratec is so quickly and easily installed, modified, and adapted to existing metal systems, it can reduce your plant's downtime. So stop your compressed air system's problems before they become big news – Install Duratec.

IPEX offers one of the most comprehensive ranges of high quality, high performance thermoplastic valves and actuation products available today. With more than 50 years of design and manufacturing experience, our lightweight, long life, maintenance free valves will save you time and money. Our high-tech automated manufacturing and testing facility ensures unparalleled reliability for each and every valve.

# Thermoplastic Valves



Ball Valves

106

Butterfly Valves

116

Diaphragm Valves

120

Check and Vent Valves

140

Specialty Valves

144

Quarter Turn Automation

148

# THERMOPLASTIC VALVES

## Manual & Actuated Thermoplastic Valves

IPEX offers one of the most comprehensive ranges of high quality, high performance thermoplastic valves and actuation products available today. With more than 50 years of design and manufacturing experience, our lightweight, long life, maintenance free valves will save you time and money.

Material options such as PVC, CPVC, PP, PVDF, and ABS make our corrosion resistant valves ideal for use in a wide variety of applications. Quarter turn pneumatic and electric actuation, pneumatically actuated diaphragm valves, and many options and accessories allow for fully automated control. Whether a valve is required for isolation, diversion, control, or throttling, IPEX has a solution to meet your needs.

### APPLICATIONS

- Acid products handling for refineries, metal works, etc.
- Alum and ferric chloride handling
- Aquariums and aquatic animal life support systems
- Bleach, dye and acid lines
- Brine and seawater systems
- Chlorine injection, chlorine dioxide and chloralkali plant piping
- Pharmaceutical
- Plant chemical distribution lines
- Plant water supply and distribution
- Swimming pools
- Wash water recovery systems
- Water and wastewater treatment





	Ball Valves	Butterfly Valves	Diaphragm Valves	Check & Vent Valves	Specialty Valves
On/Off Service	✓	✓			
High Capacity	✓	✓			
Throttling	✓	✓	✓		✓
Quick & Frequent Cycling	✓				✓
Slurries/Dirty Fluids		✓	✓		
Filtering					✓
Back Flow Prevention				✓	
Air & Gas Release				✓	
Electro-Mechanical Control					✓
Actuation	✓	✓	✓		



## VKD SERIES BALL VALVES – TRUE UNION

The next generation industrial valve features the patented Dual Block® system which allows locking of the union nuts in a preset position, assuring seal integrity under severe service conditions. A patented seat stop carrier, high quality stem and ball support system, integral mounting flange and bracketing, and a multifunctional locking handle (standard on sizes 2-1/2" to 4") set this valve apart from the rest. The VKD is available in PVC, CPVC, PP, PVDF, and ABS with PTFE seats and either EPDM or FKM seals.

Pressure: up to 232 psi at 73°F depending on the material  
 Sizes: 3/8" – 4"



Size (in)	Body Material	Diaphragm Material	Socket/Threaded		Socket	
			Product Code	Universal #	Product Code	Universal #

### VKD w/ PTFE Seats

Size (in)	Body Material	Diaphragm Material	Socket/Threaded		Socket	
			Product Code	Universal #	Product Code	Universal #
3/8	PVC	EPDM	253067	VKDBV102	-	-
		FKM	253068	VKDBV202	-	-
	CPVC	EPDM	253069	VKDBC102	-	-
		FKM	253070	VKDBC203	-	-
1/2	PVC	EPDM	053461	VKDBV103	-	-
		FKM	053467	VKDBV203	-	-
	CPVC	EPDM	053473	VKDBC103	-	-
		FKM	253008	VKDBC203	-	-
3/4	PVC	EPDM	053462	VKDBV104	-	-
		FKM	053468	VKDBV204	-	-
	CPVC	EPDM	053474	VKDBC104	-	-
		FKM	253009	VKDBC204	-	-
1	PVC	EPDM	053463	VKDBV105	-	-
		FKM	053469	VKDBV205	-	-
	CPVC	EPDM	053475	VKDBC105	-	-
		FKM	253010	VKDBC205	-	-
1-1/4	PVC	EPDM	053464	VKDBV106	-	-
		FKM	053470	VKDBV206	-	-
	CPVC	EPDM	053476	VKDBC106	-	-
		FKM	253011	VKDBC206	-	-
1-1/2	PVC	EPDM	053465	VKDBV107	-	-
		FKM	053471	VKDBV207	-	-
	CPVC	EPDM	053477	VKDBC107	-	-
		FKM	253012	VKDBC207	-	-
2	PVC	EPDM	053466	VKDBV108	-	-
		FKM	053472	VKDBV208	-	-
	CPVC	EPDM	053478	VKDBC108	-	-
		FKM	253013	VKDBC208	-	-
2-1/2	PVC	EPDM	-	-	053539	VKDAV109
		FKM	-	-	053542	VKDAV209
	CPVC	EPDM	-	-	053545	VKDAC109
		FKM	-	-	053548	VKDAC209
3	PVC	EPDM	-	-	053540	VKDAV110
		FKM	-	-	053543	VKDAV210
	CPVC	EPDM	-	-	053546	VKDAC110
		FKM	-	-	053549	VKDAC210
4	PVC	EPDM	-	-	053541	VKDAV111
		FKM	-	-	053544	VKDAV211
	CPVC	EPDM	-	-	053547	VKDAC111-
		FKM	-	-	053550	VKDAC211

Size (in)	Diaphragm Material	Threaded	
		Product Code	Universal #

### PP w/ PTFE Seats

Size (in)	Diaphragm Material	Threaded	
		Product Code	Universal #
1/2	EPDM	053525	VKDFM103
	FKM	253002	VKDFM203
3/4	EPDM	053526	VKDFM104
	FKM	253003	VKDFM204
1	EPDM	053527	VKDFM105
	FKM	253004	VKDFM205
1-1/4	EPDM	053528	VKDFM106
	FKM	253005	VKDFM206
1-1/2	EPDM	053529	VKDFM107
	FKM	253006	VKDFM207
2	EPDM	053530	VKDFM108
	FKM	253007	VKDFM208

Size (mm)	Diaphragm Material	Metric Socket	
		Product Code	Universal #

### PP w/ PTFE Seats

Size (mm)	Diaphragm Material	Metric Socket	
		Product Code	Universal #
20mm	EPDM	053513	VKDIM103
	FKM	053519	VKDIM203
25mm	EPDM	053514	VKDIM104
	FKM	053520	VKDIM204
32mm	EPDM	053515	VKDIM105
	FKM	053521	VKDIM205
40mm	EPDM	053516	VKDIM106
	FKM	053522	VKDIM206
50mm	EPDM	053517	VKDIM107
	FKM	053523	VKDIM207
63mm	EPDM	053518	VKDIM108
	FKM	053524	VKDIM208

## EASYFIT VXE SERIES BALL VALVES – TRUE UNION

These ultra-compact valves feature a full-port, bi-directional double block design. The true union style allows the valve to be easily removed from the piping system and fully serviced. A threaded seat stop carrier provides improved seal integrity under tough service conditions while the removable handle also functions as a tool for ball seat adjustment.

The EasyFit VXE Series True Union Ball Valves represent the latest innovation in thermoplastic ball valve manufacturing technology. The VXE Series is designed for industrial, general purpose and O.E.M applications. This valve features an ultra-compact double block design, and full port bi-directional operation. The true union design allows the valve to be easily removed from the piping system and fully serviced. A threaded seat stop carrier provides improved seal integrity under tough service conditions while the EASYFIT multifunction handle doubles as a tool for ball seat adjustment, and for tightening union nuts precisely.



Pressure: up to 232 psi at 73°F depending on the size

Sizes 1/2" - 4"

Size (in)	Body Material	Diaphragm Material	Socket/Threaded		Socket		Threaded	
			Product Code	Universal #	Product Code	Universal #	Product Code	Universal #

### VXE w/ PTFE Seats

1/2	PVC	EPDM	353001	VXEBV103	-	-	-	-
		FKM	353002	VXEBV203	-	-	-	-
	CPVC	EPDM	353041	VXEBC103	-	-	-	-
		FKM	353042	VXEBC203	-	-	-	-
3/4	PVC	EPDM	353003	VXEBV104	-	-	-	-
		FKM	353004	VXEBV204	-	-	-	-
	CPVC	EPDM	353043	VXEBC104	-	-	-	-
		FKM	353044	VXEBC204	-	-	-	-
1	PVC	EPDM	353005	VXEBV105	-	-	-	-
		FKM	353006	VXEBV205	-	-	-	-
	CPVC	EPDM	353045	VXEBC105	-	-	-	-
		FKM	353046	VXEBC205	-	-	-	-
1-1/4	PVC	EPDM	353007	VXEBV106	-	-	-	-
		FKM	353008	VXEBV206	-	-	-	-
	CPVC	EPDM	353047	VXEBC106	-	-	-	-
		FKM	353048	VXEBC206	-	-	-	-
1-1/2	PVC	EPDM	353009	VXEBV107	-	-	-	-
		FKM	353010	VXEBV207	-	-	-	-
	CPVC	EPDM	353049	VXEBC107	-	-	-	-
		FKM	353050	VXEBC207	-	-	-	-
2	PVC	EPDM	353011	VXEBV108	-	-	-	-
		FKM	353012	VXEBV208	-	-	-	-
	CPVC	EPDM	353051	VXEBC108	-	-	-	-
		FKM	353052	VXEBC208	-	-	-	-
2-1/2	PVC	EPDM	-	-	353623	VXEAV109	-	-
		FKM	-	-	353624	VXEAV209	-	-
	CPVC	EPDM	-	-	353647	VXEAC109	-	-
		FKM	-	-	353648	VXEAC209	-	-
3	PVC	EPDM	-	-	353013	VXEAV110	353017	VXEFV110
		FKM	-	-	353014	VXEAV210	353018	VXEFV210
	CPVC	EPDM	-	-	353053	VXEAC110	353057	VXEFC110
		FKM	-	-	353054	VXEAC210	353058	VXEFC210
4	PVC	EPDM	-	-	353015	VXEAV111	353019	VXEFV111
		FKM	-	-	353016	VXEAV211	353020	VXEFV211
	CPVC	EPDM	-	-	353055	VXEAC111	353059	VXEFC111
		FKM	-	-	353056	VXEAC211	353060	VXEFC211

## MP SERIES COMPACT BALL VALVES

Available in both Schedule 80 grey PVC and Schedule 40 white PVC, with either socket or threaded connections. EPDM seals and PTFE seats make this valve ideally suited to all kinds of plumbing and industrial applications where a compact, inexpensive on/off valve is required.

Pressure: 150 psi at 73°F

Sizes: 1/2" – 2"



Size (in)	Material	Socket		Threaded	
		Product Code	Universal #	Product Code	Universal #

### MP EPDM w/ PTFE

1/2	PVC Sch 40 White	052277	MPAW103	052283	MPFW103
	PVC Sch 80 Grey	052000	MPAV103	052026	
3/4	PVC Sch 40 White	052278	MPAW104	052284	MPFW104
	PVC Sch 80 Grey	052006	MPAV104	052029	
1	PVC Sch 40 White	052279	MPAW105	052285	MPFW105
	PVC Sch 80 Grey	052007	MPAV105	052107	
1-1/4	PVC Sch 40 White	052280	MPAW106	052286	MPFW106
	PVC Sch 80 Grey	052009	MPAV106	052108	
1-1/2	PVC Sch 40 White	052281	MPAW107	052287	MPFW107
	PVC Sch 80 Grey	052019	MPAV107	052109	
2	PVC Sch 40 White	052282	MPAW108	052288	MPFW108
	PVC Sch 80 Grey	052024	MPAV108	052144	

## TKD SERIES 3-WAY BALL VALVES – TRUE UNION

The TKD offers a host of advanced features that set it apart from other multi-port valves. The patented seat stop carrier allows for in-line micro-adjustment of the ball seating, and features o-ring cushioning to minimize wear and prevent seizing. Integral mounting flange and bracketing allows for direct actuation and simple support, while a locking handle can prevent improper positioning. The TKD is available in PVC, CPVC, and PP with PTFE seats and either EPDM or FKM seals. Other materials are available upon request.

Pressure: 232 psi at 73°F

Sizes: 1/2" – 2"



Size (in)	Body Material	Diaphragm Material	Socket/Threaded L-Port		Socket/Threaded T-Port	
			Product Code	Universal #	Product Code	Universal #
<b>TKD w/ PTFE Seats</b>						
1/2	PVC	EPDM	253844	TKDLBV103	253850	TKDTBV103
		FKM	253856	TKDLBV203	253862	TKDTBV203
	CPVC	EPDM	253893	TKDLBC103	253899	TKDTBC103
		FKM	253905	TKDLBC203	253907	TKDTBC203
3/4	PVC	EPDM	253845	TKDLBV104	253851	TKDTBV104
		FKM	253857	TKDLBV204	253863	TKDTBV204
	CPVC	EPDM	253894	TKDLBC104	253900	TKDTBC104
		FKM	253922	TKDLBC204	253908	TKDTBC204
1	PVC	EPDM	253846	TKDLBV105	253852	TKDTBV105
		FKM	253858	TKDLBV205	253864	TKDTBV205
	CPVC	EPDM	253895	TKDLBC105	253901	TKDTBC105
		FKM	253906	TKDLBC205	253909	TKDTBC205
1-1/4	PVC	EPDM	253847	TKDLBV106	253853	TKDTBV106
		FKM	253859	TKDLBV206	253865	TKDTBV206
	CPVC	EPDM	253896	TKDLBC106	253902	TKDTBC106
		FKM	253923	TKDLBC206	253910	TKDTBC206
1-1/2	PVC	EPDM	253848	TKDLBV107	253854	TKDTBV107
		FKM	253860	TKDLBV207	253866	TKDTBV207
	CPVC	EPDM	253897	TKDLBC107	253903	TKDTBC107
		FKM	253924	TKDLBC207	253911	TKDTBC207
2	PVC	EPDM	253849	TKDLBV108	253855	TKDTBV108
		FKM	253861	TKDLBV208	253867	TKDTBV208
	CPVC	EPDM	253898	TKDLBC108	253904	TKDTBC108
		FKM	253925	TKDLBC208	253912	TKDTBC208

Ball valves are generally used for on/off service, but can range from simple molded-in-place construction to high-end industrial designs with many features and benefits. Multi-port ball valves allow for mixing, diverting, and bypassing flow. Extensive material options provide for complete chemical compatibility in highly corrosive processes. Many ball valves feature full port flow, blocking true union ends, and compact ergonomic designs allowing for simple installation and maintenance.

## VKR SERIES REGULATING BALL VALVES – TRUE UNION

Designed to meet the requirements of the most severe industrial applications, IPEX VKR Series Regulating Ball Valves combine the reliability and safety features of IPEX VKD ball valves with a newly designed profiled ball. The patented ball design provides linear flow regulation throughout its full range of operation even when the valve is open just a few degrees. Like a traditional shut-off ball valve, the VKR has a 90° operating angle which allows the use of a standard quarter-turn actuator, ensuring perfect alignment and reducing the torque required for actuation. The patented Dual Block® mechanism locks the union nuts in place preventing back-off during severe service conditions.



Pressure: 232 psi at 73°F

Sizes: 1/2" – 2"

Size (in)	Diaphragm Material	Socket/Threaded	
		Product Code	Universal #

### VKR PVC w/ PTFE Seats

1/2	EPDM	353684	VKR BV103
	FKM	353675	VKR BV203
3/4	EPDM	353683	VKR BV104
	FKM	353676	VKR BV204
1	EPDM	353682	VKR BV105
	FKM	353678	VKR BV205
1-1/4	EPDM	353681	VKR BV106
	FKM	353685	VKR BV206
1-1/2	EPDM	353680	VKR BV107
	FKM	353686	VKR BV207
2	EPDM	353679	VKR BV108
	FKM	353677	VKR BV208

### EXAMPLE APPLICATIONS

- ✓ Precise Flow Regulation
- ✓ Acid Products Handling for Refineries, Metal Works, etc.
- ✓ Alum and Ferric Chloride Handling
- ✓ Bleach, Dye and Acid Lines
- ✓ Chlorine injection, chlorine dioxide and chloralkali plant piping
- ✓ Pharmaceutical
- ✓ Plant chemical distribution lines
- ✓ Water and wastewater treatment

## VENTED VKD SERIES BALL VALVES – TRUE UNION

Applications that require conveyance of volatile liquids such as hydrogen peroxide (H<sub>2</sub>O<sub>2</sub>) and sodium hypochlorite (NaClO) may require the use of vented ball valves. These types of liquids can continuously off-gas, which may result in dangerous pressure buildup in the body of a non-vented ball valve (while cycled closed).

To avoid this situation, IPEX provides vented VKD and VXE true union ball valves. A 1/8" diameter vent hole will be drilled into the upstream side of the ball, allowing gas to dissipate as it forms. The flow direction will be indicated on the body of these modified valves to facilitate installation.

Pressure: up to 232 psi at 73°F

Sizes: 3/8" – 6" Note: The 6" valve is a 4" with Venturied ends.



Size (in)	Material	Socket/Threaded		Socket	
		Product Code	Universal #	Product Code	Universal #

### VENTED VKD FKM w/ PTFE Seats

3/8	PVC	353028	VKDBV202-V	-	-
	CPVC	353000	VKDBC202-V	-	-
1/2	PVC	353083	VKDBV203-V	-	-
	CPVC	353021	VKDBC203-V	-	-
3/4	PVC	353084	VKDBV204-V	-	-
	CPVC	353022	VKDBC204-V	-	-
1	PVC	353085	VKDBV205-V	-	-
	CPVC	353023	VKDBC205-V	-	-
1-1/4	PVC	053503	VKDBV206-V	-	-
	CPVC	353024	VKDBC206-V	-	-
1-1/2	PVC	053504	VKDBV207-V	-	-
	CPVC	353025	VKDBC207-V	-	-
2	PVC	053505	VKDBV208-V	-	-
	CPVC	353026	VKDBC208-V	-	-
2-1/2	PVC	-	-	053506	VKDAV209-V
	CPVC	-	-	353027	VKDAC209-V
3	PVC	-	-	353086	VKDAV210-V
	CPVC	-	-	353029	VKDAC210-V
4	PVC	-	-	053562	VKDAV211-V
	CPVC	-	-	353030	VKDAC211-V

## VENTED EASYFIT VXE SERIES BALL VALVES – TRUE UNION

Pressure: up to 232 psi at 73°F

Sizes: 3/8" – 6" Note: The 6" valve is a 4" with Venturied ends.



Size (in)	Material	Socket/Threaded		Socket		Threaded	
		Product Code	Universal #	Product Code	Universal #	Product Code	Universal #

### VENTED EASYFIT VXE FKM w/ PTFE Seats

1/2	PVC	353031	VXEBV203-V	-	-	-	-
	CPVC	353067	VXEBC203-V	-	-	-	-
3/4	PVC	353032	VXEBV204-V	-	-	-	-
	CPVC	353068	VXEBC204-V	-	-	-	-
1	PVC	353033	VXEBV205-V	-	-	-	-
	CPVC	353069	VXEBC205-V	-	-	-	-
1-1/4	PVC	353034	VXEBV206-V	-	-	-	-
	CPVC	353070	VXEBC206-V	-	-	-	-
1-1/2	PVC	353035	VXEBV207-V	-	-	-	-
	CPVC	353071	VXEBC207-V	-	-	-	-
2	PVC	353036	VXEBV208-V	-	-	-	-
	CPVC	353072	VXEBC208-V	-	-	-	-
2-1/2	PVC	-	-	353037	VXEAV209-V	-	-
	CPVC	-	-	353073	VXEAC209-V	-	-
3	PVC	-	-	353038	VXEAV210-V	353040	VXEFV210-V
	CPVC	-	-	353074	VXEAC210-V	353076	VXEFC210-V
4	PVC	-	-	353039	VXEAV211-V	353061	VXEFV211-V
	CPVC	-	-	353075	VXEAC211-V	353077	VXEFC211-V



## VKD, TKD AND VKR BALL VALVE ACCESSORIES



Size inches	Universal Number	Product Code
-------------	------------------	--------------

### Locking Handle Kit - VKD & TKD

3/8 & 1/2	2KTSHKDEF	253014
3/4 & 1	2KTSHKDGH	253015
1-1/4 & 1-1/2	2KTSHKDIJ	253016
2	2KTSHKDLL	253017

Note: The locking attachment fits on the standard handle (Handle not included)



Size inches	Dimensions inches		Universal Number	Product Code
	A	B (min)		

### Stem Extension Kit - VKD, TKD & VKR

3/8 & 1/2	3/4	2	2KTPSKDEF	154062
3/4	3/4	2	2KTPSKGGG	154063
1	3/4	2	2KTPSKHHH	154064
1-1/4	1	2	2KTPSKDII	154065
1-1/2	1	2	2KTPSKDJJ	154066
2	1	2	2KTPSKDLL	154067

Note: The kit includes top and bottom PVC components, as well as a 6" length of extension pipe that must be solvent welded together to achieve the desired extension length. The minimum length to which the extension pipe can be cut is shown in the adjacent table. For longer extensions, contact IPEX Customer Service.



Size inches	Universal Number	Product Code
-------------	------------------	--------------

### Wall / Panel Mounting Kit - VKD & VKR

3/8 thru 1	2KTPMKD01	154322
1-1/4 thru 2	2KTPMKD02	154323

Note: The kit includes the mounting plate, 2 brass inserts and 2 screws



Size inches	Significant Number	PVC Kit Product Code	Universal Number	CPVC Kit Product Code
-------------	--------------------	----------------------	------------------	-----------------------

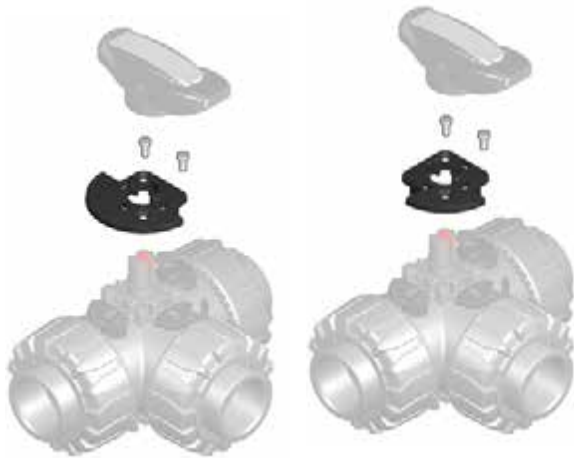
### ANSI 150 Flanging Kit - VKD, TKD & VKR

3/8 & 1/2	2BFFF1FV	154324	2BFFF1FC	154330
3/4	2BFFF1GV	154325	2BFFF1GC	154331
1	2BFFF1HV	154326	2BFFF1HC	154332
1-1/4	2BFFF1IV	154327	2BFFF1IC	154333
1-1/2	2BFFF1JV	154328	2BFFF1JC	154334
2	2BFFF1LV	154329	2BFFF1LC	154335

PVC Kit includes: 1 PVC Flange & Nut, 1 PVDF locking ring and 1 True union nut.

CPVC Kit includes: 1 CPVC Flange & Nut, 1 PVDF locking ring and 1 True union nut.

## VKD, TKD AND VKR BALL VALVE ACCESSORIES



Size inches	Universal Number	Product Code
-------------	------------------	--------------

### Rotational Stroke Limiter 90° - TKD

3/4 - 1/2	LTKD090020	253820
3/4 - 1	LTKD090032	253821
1-1/4 - 1-1/2	LTKD090050	253822
2	LTKD090063	253823

Note: The locking attachment fits on the standard handle

### Rotational Stroke Limiter 180° - TKD

3/4 - 1/2	LTKD180020	253824
3/4 - 1	LTKD180032	253825
1-1/4 - 1-1/2	LTKD180050	253826
2	LTKD180063	253827

Note: The locking attachment fits on the standard handle



### Electro-Mechanical Limit Switch - Manual VKD & TKD

* 1/2 - 1	MSKD1M	253940
* 1-1/4 - 2	MSKD2M	253941

Note: VKD mounting kit required

Note: For 90° rotation TKD only

\* This is a NON-STOCKING item. For OEM business, please contact IPEX customer service for stocking options.



### 2" Square Operating Nut for VKD, TKD & VKR Ball Valves

1/2	-	253075
3/4	-	253076
1	-	253077
1-1/4	-	253078
1-1/2	-	253079
2	-	253080
2-1/2	-	253150
3	-	253151
4	-	253152

Note: 1/2" thru 2" operating nuts used on VLD & TKD ball valves  
2-1/2" thru 4" operating nuts used on VKD ball valves

Connector Size (mm)	Part Number	Valve Size (in)
---------------------	-------------	-----------------

### Metric End Connector PVC (Soc)

20	253975	1/2"
25	253976	3/4"
32	253977	1"
40	253978	1-1/4"
50	253979	1-1/2"
63	253980	2"

Connector Size (mm)	Part Number	Valve Size (in)
---------------------	-------------	-----------------

### Metric End Connector CPVC (Soc)

20	253981	1/2"
25	253982	3/4"
32	253983	1"
40	253984	1-1/4"
50	253985	1-1/2"
63	253986	2"



Compatible with VKD, TKD, VXE, VEE, VKR, SXE, RV

## EASYFIT VALVE ACCESSORIES

### EasyTorque Kit

The Easytorque kit is the new innovative tool designed by IPEX for optimal tightening of all threaded components on our EASYFIT valves.

The kit has been developed to precisely adjust the tightening torque of the VXE and VEE ball seat carrier, SXE main seal safe blocked carrier, and all EASYFIT valve union nuts by applying the proper torque as specified by the manufacturer.

The use of the Easytorque kit is recommended to minimize mechanical stresses on thermoplastic threads caused by overtightening. This tool will help prevent fluid leakage, optimize ball valve operation and minimize the wear on the elastomeric seals. The use of the EASYFIT torque wrench also reduces the risk of using metal wrenches or channel locks, thus causing accidental damage to the union nuts.

### EASYFIT Labelling System

It is often necessary to customize a valve by labelling or tagging it in order to mark and identify it according to specific needs or service. The EasyFit Labelling System is a complete product line developed to customize individual valves, and includes all the necessary tools: LCE Module, LSE Set and the EasyFit software. Available for the VXE, VEE and SXE.



### EasyFit Multi-Functional Handle

Size inches	Universal Number	Product Code
1/2	HSVXE020	253875
3/4	HSVXE025	253876
1	HSVXE032	253877
1-1/4	HSVXE040	253878
1-1/2	HSVXE050	253879
2	HSVXE063	253880
2-1/2	HSVXE075	254073
3	HSVXE090	254074
4	HSVXE110	254075

Can be used for union nut rotational control and ball seat carrier adjustment of VEE, VXE and SXE.

Kit includes handle body, transparent cap and tag holder.



### EasyTorque Kit

Size inches	Universal Number	Product Code
1/2 - 2	EASYTORQUE	253926

EasyTorque Kit includes: Torque Wrench, 6 Union Nut Inserts and 6 Seat Carrier Inserts.



### EASYFIT Labelling System

Size inches	Universal Number	Product Code
-------------	------------------	--------------

#### LCE Module (Clear PVC plug w PVC label holder)

1/2	LCE020	253927
3/4	LCE025	253928
1	LCE032	253930
* 1-1/4	LCE040	253931
1-1/2	LCE050	253932
2	LCE063	253933
* 2-1/2 - 4	LCE040	253931

\* Sizes 1-1/4" and 2-1/2" - 4" use the same product code

#### LSE Labels - Adhesive, Die Cut Labels

1/2	LSE020	253929
3/4	LSE025	253934
1	LSE032	253935
* 1-1/4	LSE040	253936
1-1/2	LSE050	253937
2	LSE063	253938
* 2-1/2 - 4	LSE040	253936

\* Sizes 1-1/4" and 2-1/2" - 4" use the same product code

### Stem Extension Kit - VXE & VEE

Size inches	Universal Number	Product Code
1/2	PSE012	453005
3/4	PSE034	453006
1	PSE100	453007
1-1/4	PSE114	453008
1-1/2	PSE112	453009
2	PSE200	453010
2-1/2 - 3	PSE300	154457
4	PSE400	453001

Pipe not included

## FK SERIES BUTTERFLY VALVES

The FK offers superior strength as well as excellent chemical resistance needed to operate in the corrosive environments often found near flanged connections. The special trapezoid shape of the liner and a serrated body cavity guarantee a bubble tight seal while keeping break-away torque at an absolute minimum. Double self-lubricating seals (available in either EPDM or FKM), direct actuator mount capability, and choice of a lever handle or mounted gear box are just a few more features of this technologically advanced valve. The body is made of standard glass-filled PP while discs are available in CPVC, PP, PVC, PVDF, and ABS.

Pressure: up to 150 psi at 73°F depending on the size

Sizes: 1-1/2" – 16"



EASYFIT HANDLE

Size (in)	Seal Material	Wafer Style, Lever Handle		Wafer Style, Gear Box	
		Product Code	Universal #	Product Code	Universal #

### FK CPVC DISC

1-1/2	EPDM	353112	FKOM107C	-	-
	FKM	353137	FKOM207C	-	-
2	EPDM	353113	FKOM108C	-	-
	FKM	353213	FKOM208C	-	-
2-1/2	EPDM	353114	FKOM109C	254100	FKOM109GC
	FKM	353214	FKOM209C	254144	FKOM209GC
3	EPDM	353115	FKOM110C	254134	FKOM110GC
	FKM	353216	FKOM210C	254155	FKOM210GC
4	EPDM	353116	FKOM111C	254135	FKOM111GC
	FKM	353218	FKOM211C	254156	FKOM211GC
5	EPDM	353117	FKOM112C	254136	FKOM112GC
	FKM	353224	FKOM212C	254157	FKOM212GC
6	EPDM	353118	FKOM113C	254137	FKOM113GC
	FKM	353225	FKOM213C	254158	FKOM213GC
8	EPDM	353119	FKOM114C	254138	FKOM114GC
	FKM	353226	FKOM214C	254159	FKOM214GC
10	EPDM	-	-	254128	FKOM115GC
	FKM	-	-	254160	FKOM215GC
12	EPDM	-	-	254139	FKOM116GC
	FKM	-	-	254161	FKOM216GC



WITH MOUNTED GEAR BOX

Note: PP, PVC, ABS, and PVDF discs are available upon request.  
16" – 24" butterfly valves are available on request.

Size (in)	Seal Material	Wafer Style, Lever Handle	
		Product Code	Universal #

### FK PVC DISC

14	EPDM	253194	FKOM117GV
	FKM	253196	FKOM217GV
16	EPDM	253195	FKOM118GV
	FKM	253197	FKOM218GV

18" – 24" butterfly valves are available on request.

## FK SERIES LUGGED BUTTERFLY VALVES

This FK version features the world's first integral lug design. Unlike other plastic butterfly valves, these valves feature stainless steel lugs permanently anchored in the body of the valve. This unique design provides for full bi-directional operation, and allows disassembly and assembly of the downstream flange connection without weakening the integrity of the upstream connection to the pressurized line. The same body, disc, and seal material options as the normal FK are available for the lugged version.

Pressure: up to 150 psi at 73°F depending on the size

Sizes: 2-1/2" – 12"

Size (in)	Seal Material	SS Lugs, Lever Handle		SS Lugs, Gear Box	
		Product Code	Universal #	Product Code	Universal #

### FK LUGGED CPVC DISC

2-1/2	EPDM	353120	FKOM109C	254171	FKOM109GC
	FKM	353159	FKOM209C	254165	FKOM209GC
3	EPDM	353121	FKOM110C	254172	FKOM110GC
	FKM	353167	FKOM210C	254166	FKOM210GC
4	EPDM	353122	FKOM111C	254173	FKOM111GC
	FKM	353168	FKOM211C	254167	FKOM211GC
5	EPDM	353123	FKOM112C	254174	FKOM112GC
	FKM	353169	FKOM212C	254168	FKOM212GC
6	EPDM	353129	FKOM113C	254175	FKOM113GC
	FKM	353170	FKOM213C	254169	FKOM213GC
8	EPDM	353130	FKOM114C	254176	FKOM115GC
	FKM	353171	FKOM214C	254170	FKOM214GC
10	EPDM	-	-	254142	FKOM115GC
	FKM	-	-	254119	FKOM215GC
12	EPDM	-	-	254143	FKOM116GC
	FKM	-	-	254164	FKOM216GC

Note: PP, PVC, ABS, and PVDF discs are available upon request.  
14" – 24" butterfly valves are available on request.



EASYFIT HANDLE



WITH MOUNTED GEAR BOX

These highly versatile valves can be used for simple on/off service but also for processes requiring precise throttling. End-of-line installation of a lugged version allows for downstream piping disassembly with the upstream system still under pressure. The extensive size range and material availability make them suitable for a wide range of applications. With simple, direct mounting for actuation, automated process control can be easily achieved.

## FX SERIES BUTTERFLY VALVES

IPEX FX Series Butterfly Valves offer superior strength and chemical resistance in highly corrosive environments and process flow conditions. The special trapezoid shape of the liner and a serrated body cavity guarantee a bubble tight seal while keeping break-away torque at an absolute minimum. This versatile industrial valve features double self-lubricating seals, direct actuator mount capability, and the option of either a lever handle or mounted gear box. The FX lever handle includes the EasyFit labeling system for valve identification. FX Series Butterfly Valves are part of our complete systems of pipe, valves, and fittings, engineered and manufactured to our strict quality, performance, and dimensional standards.

Pressure: up to 150 psi at 73°F depending on the size

Sizes: 1-1/2" – 12"



Size (in)	Diaphragm Material	Wafer Style, Lever Handle		Wafer Style, Gear Box	
		Product Code	Universal #	Product Code	Universal #

### FK PVC BODY & PP DISC

1-1/2	EPDM	FXOV107	353089	-	-
	FKM	FXOV207	353097	-	-
2	EPDM	FXOV108	353090	-	-
	FKM	FXOV208	353098	-	-
2-1/2	EPDM	FXOV109	052137	FXOV109G	254102
	FKM	FXOV209	052139	FXOV209G	254110
3	EPDM	FXOV110	353091	FXOV110G	254103
	FKM	FXOV210	353099	FXOV210G	254111
4	EPDM	FXOV111	353092	FXOV111G	254104
	FKM	FXOV211	353100	FXOV211G	254112
6	EPDM	FXOV113	353093	FXOV113G	254106
	FKM	FXOV213	353101	FXOV213G	254114
8	EPDM	FXOV114	353094	FXOV114G	254107
	FKM	FXOV214	353102	FXOV214G	254115
10	EPDM	-	-	FXOV115G	254108
	FKM	-	-	FXOV215G	254116
12	EPDM	-	-	FXOV116G	254109
	FKM	-	-	FXOV216G	254117

## FE SERIES BUTTERFLY VALVES

The FE incorporates many of the features and benefits of our industrial FK valve yet is one of the most competitively priced thermoplastic butterfly valves available today. The all PVC construction with EPDM liner makes this valve the perfect choice for applications ranging from swimming pools to chemical processes. The FE can be operated by either a lever handle or mounted gear box.

Pressure: up to 150 psi at 73°F depending on the size

Sizes: 1-1/2" – 12"

Size (in)	Diaphragm Material	Wafer Style		Wafer Style, Gear Box	
		Product Code	Universal #	Product Code	Universal #

### FE PVC BODY & DISC

1-1/2	EPDM	053202	FEOV107	-	-
2	EPDM	053203	FEOV108	-	-
2-1/2	EPDM	053842	FEOV109	253842	FEOV109G
3	EPDM	053081	FEOV110	253081	FEOV110G
4	EPDM	053082	FEOV111	253082	FEOV111G
5	EPDM	053843	FEOV112	253843	FEOV112G
6	EPDM	053083	FEOV113	253083	FEOV113G
8	EPDM	053084	FEOV114	253084	FEOV114G
10	EPDM	-	-	052264	FEOV115G
12	EPDM	-	-	052265	FEOV116G

NBR and FKM lined valves are available upon request.  
14" – 24" butterfly valves are available on request.



EASYFIT HANDLE



WITH MOUNTED GEAR BOX

These highly versatile valves can be used for simple on/off service but also for processes requiring precise throttling. The extensive size range and material availability make them suitable for a wide range of applications. With simple, direct mounting for actuation, automated process control can be easily achieved.

## DK SERIES DIALOCK® DIAPHRAGM VALVES – MANUAL HANDWHEEL

The new DK series diaphragm valves are available in PVC, CPVC, PP, or PVDF, four body styles, and three choices of diaphragms (EPDM, FKM, or PTFE). Able to be mounted in any position, the DK is ideal solution for modulating flow in either very clean or abrasive slurry applications.

The new innovative and patented Dialock locking mechanism allows the manual handwheel to be adjusted and locked in over 300 positions. The re-designed weir-style body has significantly improved the DK's flow rate compared to the old design and it facilitates precise linear flow regulation through the valve's full range of operation. The new DK is available in manual and pneumatic control styles.



Pressure: up to 150 psi at 73°F

Size: 1/2" – 2-1/2"

Size (in)	Body Material	Diaphragm Material	IPS Spigot		True Union IPS Socket		True Union FNPT Threaded		ANSI 150 Flanged	
			Product Code	Universal #	Product Code	Universal #	Product Code	Universal #	Product Code	Universal #

### Manual Handwheel

1/2	PVC	EPDM	354175	DKYV103	354202	DKUV103	354004	DKFV103	354220	DKOV103
		FKM	354184	DKYV203	354214	DKUV203	354016	DKFV203	354229	DKOV203
		PTFE	354193	DKYV303	354208	DKUV303	354010	DKFV303	354238	DKOV303
	CPVC	EPDM	354247	DKYC103	354274	DKUC103	354022	DKFC103	354292	DKOC103
		FKM	354256	DKYC203	354280	DKUC203	354028	DKFC203	354301	DKOC203
		PTFE	354265	DKYC303	354286	DKUC303	354034	DKFC303	354310	DKOC303
3/4	PVC	EPDM	354176	DKYV104	354203	DKUV104	354005	DKFV104	354221	DKOV104
		FKM	354185	DKYV204	354215	DKUV204	354017	DKFV204	354230	DKOV204
		PTFE	354194	DKYV304	354209	DKUV304	354011	DKFV304	354239	DKOV304
	CPVC	EPDM	354248	DKYC104	354275	DKUC104	354023	DKFC104	354293	DKOC104
		FKM	354257	DKYC204	354281	DKUC204	354029	DKFC204	354302	DKOC204
		PTFE	354266	DKYC304	354287	DKUC304	354035	DKFC304	354311	DKOC304
1	PVC	EPDM	354177	DKYV105	354204	DKUV105	354006	DKFV105	354222	DKOV105
		FKM	354186	DKYV205	354216	DKUV205	354018	DKFV205	354231	DKOV205
		PTFE	354195	DKYV305	354210	DKUV305	354012	DKFV305	354240	DKOV305
	CPVC	EPDM	354249	DKYC105	354276	DKUC105	354024	DKFC105	354294	DKOC105
		FKM	354258	DKYC205	354282	DKUC205	354030	DKFC205	354303	DKOC205
		PTFE	354267	DKYC305	354288	DKUC305	354036	DKFC305	354312	DKOC305
1-1/4	PVC	EPDM	354178	DKYV106	354205	DKUV106	354007	DKFV106	354223	DKOV106
		FKM	354187	DKYV206	354217	DKUV206	354019	DKFV206	354232	DKOV206
		PTFE	354196	DKYV306	354211	DKUV306	354013	DKFV306	354241	DKOV306
	CPVC	EPDM	354250	DKYC106	354277	DKUC106	354025	DKFC106	354295	DKOC106
		FKM	354259	DKYC206	354283	DKUC206	354031	DKFC206	354304	DKOC206
		PTFE	354268	DKYC306	354289	DKUC306	354037	DKFC306	354313	DKOC306
1-1/2	PVC	EPDM	354179	DKYV107	354206	DKUV107	354008	DKFV107	354224	DKOV107
		FKM	354188	DKYV207	354218	DKUV207	354020	DKFV207	354233	DKOV207
		PTFE	354197	DKYV307	354212	DKUV307	354014	DKFV307	354242	DKOV307
	CPVC	EPDM	354251	DKYC107	354278	DKUC107	354026	DKFC107	354296	DKOC107
		FKM	354260	DKYC207	354284	DKUC207	354032	DKFC207	354305	DKOC207
		PTFE	354269	DKYC307	354290	DKUC307	354038	DKFC307	354314	DKOC307
2	PVC	EPDM	354180	DKYV108	354207	DKUV108	354009	DKFV108	354225	DKOV108
		FKM	354189	DKYV208	354219	DKUV208	354021	DKFV208	354234	DKOV208
		PTFE	354198	DKYV308	354213	DKUV308	354015	DKFV308	354243	DKOV308
	CPVC	EPDM	354252	DKYC108	354279	DKUC108	354027	DKFC108	354297	DKOC108
		FKM	354261	DKYC208	354285	DKUC208	354033	DKFC208	354306	DKOC208
		PTFE	354270	DKYC308	354291	DKUC308	354039	DKFC308	354315	DKOC308
2-1/2	PVC	EPDM	354181	DKYV109	-	-	-	-	354226	DKOV109
		FKM	354190	DKYV209	-	-	-	-	354235	DKOV209
		PTFE	354199	DKYV309	-	-	-	-	354244	DKOV309
	CPVC	EPDM	354253	DKYC109	-	-	-	-	354298	DKOC109
		FKM	354262	DKYC209	-	-	-	-	354307	DKOC209
		PTFE	354271	DKYC309	-	-	-	-	354316	DKOC309

Note: Other options are available on request.

Note: EPDM diaphragms have EPDM o-rings, FKM and PTFE diaphragms have FKM o-rings. DK Series Diaphragm valves are made-to-order.



Pressure: up to 150 psi at 73°F

Size: 20mm – 75mm

Size (mm)	Body Material	Diaphragm Material	Metric Spigot		Metric True Union Socket	
			Product Code	Universal #	Product Code	Universal #

Manual Handwheel

20	PP	EPDM	354219	DKDM103	354346	DKUM103
		FKM	354328	DKDM203	354352	DKUM203
		PTFE	354337	DKDM303	354358	DKUM303
	PVDF	EPDM	354364	DKDF103	354391	DKUF103
		FKM	354373	DKDF203	354397	DKUF203
		PTFE	354382	DKDF303	354403	DKUF303
25	PP	EPDM	354220	DKDM104	354347	DKUM104
		FKM	354329	DKDM204	354353	DKUM204
		PTFE	354338	DKDM304	354359	DKUM304
	PVDF	EPDM	354365	DKDF104	354392	DKUF104
		FKM	354374	DKDF204	354398	DKUF204
		PTFE	354383	DKDF304	354405	DKUF304
32	PP	EPDM	354221	DKDM105	354348	DKUM105
		FKM	354330	DKDM205	354354	DKUM205
		PTFE	354339	DKDM305	354360	DKUM305
	PVDF	EPDM	354366	DKDF105	354393	DKUF105
		FKM	354375	DKDF205	354399	DKUF205
		PTFE	354384	DKDF305	354406	DKUF305
40	PP	EPDM	354222	DKDM106	354349	DKUM106
		FKM	354331	DKDM206	354355	DKUM206
		PTFE	354340	DKDM306	354361	DKUM306
	PVDF	EPDM	354367	DKDF106	354394	DKUF106
		FKM	354376	DKDF206	354400	DKUF206
		PTFE	354385	DKDF306	354407	DKUF306
50	PP	EPDM	354323	DKDM107	354350	DKUM107
		FKM	354332	DKDM207	354356	DKUM207
		PTFE	354341	DKDM307	354362	DKUM307
	PVDF	EPDM	354368	DKDF107	354395	DKUF107
		FKM	354377	DKDF207	354401	DKUF207
		PTFE	354386	DKDF307	354408	DKUF307
63	PP	EPDM	354324	DKDM108	354351	DKUM108
		FKM	354333	DKDM208	354357	DKUM208
		PTFE	354342	DKDM308	354363	DKUM308
	PVDF	EPDM	354369	DKDF108	354396	DKUF108
		FKM	354378	DKDF208	354402	DKUF208
		PTFE	354387	DKDF308	354409	DKUF308
75	PP	EPDM	354325	DKDM109	-	-
		FKM	354334	DKDM209	-	-
		PTFE	354343	DKDM309	-	-
	PVDF	EPDM	354370	DKDF109	-	-
		FKM	354379	DKDF209	-	-
		PTFE	354388	DKDF309	-	-

Note: Other options are available on request.

Note: EPDM diaphragms have EPDM o-rings, FKM and PTFE diaphragms have FKM o-rings. DK Series Diaphragm valves are made-to-order.

## DK SERIES DIALOCK® DIAPHRAGM VALVES – NORMALLY OPEN / DOUBLE ACTING PNEUMATIC

The new DK series diaphragm valves are available in PVC, CPVC, PP, or PVDF, four body styles, and three choices of diaphragms (EPDM, FKM, or PTFE). With the ability to be mounted in any position, the DK is ideal solution for modulating flow in either very clean or abrasive slurry applications.

The new innovative and patented Dialock locking mechanism allows the manual handwheel to be adjusted and locked in over 300 positions. The re-designed weir-style body has significantly improved the DK's flow rate compared to the old design and it facilitates precise linear flow regulation through the valve's full range of operation. The new DK is available in manual and pneumatic control styles.

Pressure: up to 150 psi at 73°F

Size: 1/2" – 3/4"



Size (in)	Body Material	Diaphragm Material	IPS Spigot		True Union IPS Socket		True Union FNPT Threaded		ANSI 150 Flanged	
			Product Code	Universal #	Product Code	Universal #	Product Code	Universal #	Product Code	Universal #

### Normally Open

1/2	PVC	EPDM	354410	DKYV103-NO	354437	DKUV103-NO	354046	DKFV103-NO	354455	DKOV103-NO
		FKM	354419	DKYV203-NO	354443	DKUV203-NO	354048	DKFV203-NO	354464	DKOV203-NO
		PTFE	354428	DKYV303-NO	354449	DKUV303-NO	354050	DKFV303-NO	354473	DKOV303-NO
	CPVC	EPDM	354482	DKYC103-NO	354509	DKUC103-NO	354088	DKFC103-NO	354527	DKOC103-NO
		FKM	354491	DKYC203-NO	354515	DKUC203-NO	354090	DKFC203-NO	354536	DKOC203-NO
		PTFE	354450	DKYC303-NO	354521	DKUC303-NO	354092	DKFC303-NO	354545	DKOC303-NO
3/4	PVC	EPDM	354411	DKYV104-NO	354438	DKUV104-NO	354047	DKFV104-NO	354456	DKOV104-NO
		FKM	354420	DKYV204-NO	354444	DKUV204-NO	354049	DKFV204-NO	354465	DKOV204-NO
		PTFE	354429	DKYV304-NO	354450	DKUV304-NO	354051	DKFV304-NO	354474	DKOV304-NO
	CPVC	EPDM	354483	DKYC104-NO	354510	DKUC104-NO	354089	DKFC104-NO	354528	DKOC104-NO
		FKM	354492	DKYC204-NO	354516	DKUC204-NO	354091	DKFC204-NO	354537	DKOC204-NO
		PTFE	354501	DKYC304-NO	354522	DKUC304-NO	354093	DKFC304-NO	354546	DKOC304-NO

Pressure: up to 150 psi at 73°F

Size: 20mm – 25mm

Size (mm)	Body Material	Diaphragm Material	Metric Spigot		Metric True Union Socket	
			Product Code	Universal #	Product Code	Universal #

### Normally Open

20	PP	EPDM	354554	DKDM103-NO	354581	DKUM103-NO
		FKM	354563	DKDM203-NO	354587	DKUM203-NO
		PTFE	354572	DKDM303-NO	354593	DKUM303-NO
	PVDF	EPDM	354599	DKDF103-NO	354626	DKUF103-NO
		FKM	354608	DKDF203-NO	354632	DKUF203-NO
		PTFE	354617	DKDF303-NO	354638	DKUF303-NO
25	PP	EPDM	354555	DKDM104-NO	354582	DKUM104-NO
		FKM	354564	DKDM204-NO	354588	DKUM204-NO
		PTFE	354573	DKDM304-NO	354594	DKUM304-NO
	PVDF	EPDM	354600	DKDF104-NO	354627	DKUF104-NO
		FKM	354609	DKDF204-NO	354633	DKUF204-NO
		PTFE	354618	DKDF304-NO	354639	DKUF304-NO

Note: Other options are available on request.

Note: EPDM diaphragms have EPDM o-rings, FKM and PTFE diaphragms have FKM o-rings. DK Series Diaphragm valves are made-to-order.

Pressure: up to 150 psi at 73°F

Size: 1/2" – 3/4"

Size (in)	Body Material	Diaphragm Material	IPS Spigot		IPS Socket		FNPT Threaded		ANSI 150 Flanged	
			Product Code	Universal #	Product Code	Universal #	Product Code	Universal #	Product Code	Universal #
1/2	PVC	EPDM	354040	DKYV103-DA	354052	DKUV103-DA	354058	DKFV103-DA	354076	DKOV103-DA
		FKM	354042	DKYV203-DA	354054	DKUV203-DA	354060	DKFV203-DA	354078	DKOV203-DA
		PTFE	354044	DKYV303-DA	354056	DKUV303-DA	354062	DKFV303-DA	354080	DKOV303-DA
	CPVC	EPDM	354082	DKYC103-DA	354094	DKUC103-DA	354100	DKFC103-DA	354118	DKOC103-DA
		FKM	354084	DKYC203-DA	354096	DKUC203-DA	354102	DKFC203-DA	354120	DKOC203-DA
		PTFE	354086	DKYC303-DA	354098	DKUC303-DA	354104	DKFC303-DA	354122	DKOC303-DA
3/4	PVC	EPDM	354041	DKYV104-DA	354053	DKUV104-DA	354059	DKFV104-DA	354077	DKOV104-DA
		FKM	354043	DKYV204-DA	354055	DKUV204-DA	354061	DKFV204-DA	354079	DKOV204-DA
		PTFE	354045	DKYV304-DA	354057	DKUV304-DA	354063	DKFV304-DA	354081	DKOV304-DA
	CPVC	EPDM	354083	DKYC104-DA	354095	DKUC104-DA	354101	DKFC104-DA	354119	DKOC104-DA
		FKM	354085	DKYC204-DA	354097	DKUC204-DA	354103	DKFC204-DA	354121	DKOC204-DA
		PTFE	354087	DKYC304-DA	354099	DKUC304-DA	354105	DKFC304-DA	354123	DKOC304-DA

Pressure: up to 150 psi at 73°F

Size: 20mm – 25mm

Size (in)	Body Material	Diaphragm Material	Metric Spigot		Metric Socket	
			Product Code	Universal #	Product Code	Universal #
20	PP	EPDM	354124	DKDM103-DA	354130	DKUM103-DA
		FKM	354126	DKDM203-DA	354132	DKUM203-DA
		PTFE	354128	DKDM303-DA	354134	DKUM303-DA
	PVDF	EPDM	354172	DKDF103-DA	354883	DKUF103-DA
		FKM	354174	DKDF203-DA	354885	DKUF203-DA
		PTFE	354881	DKDF303-DA	354887	DKUF303-DA
25	PP	EPDM	354125	DKDM104-DA	354131	DKUM104-DA
		FKM	354127	DKDM204-DA	354133	DKUM204-DA
		PTFE	354129	DKDM304-DA	354135	DKUM304-DA
	PVDF	EPDM	354173	DKDF104-DA	354884	DKUF104-DA
		FKM	354880	DKDF204-DA	354886	DKUF204-DA
		PTFE	354882	DKDF304-DA	354888	DKUF304-DA

Note: Other options are available on request.

Note: EPDM diaphragms have EPDM o-rings, FKM and PTFE diaphragms have FKM o-rings. DK Series Diaphragm valves are made-to-order.

# DK SERIES DIALOCK® DIAPHRAGM VALVES – NORMALLY OPEN / DOUBLE ACTING



Pressure: up to 150 psi at 73°F

Size: 1" – 2-1/2"

Size (in)	Body Material	Diaphragm Material	IPS Spigot		True Union IPS Socket		True Union FNPT Threaded		ANSI 150 Flanged	
			Product Code	Universal #	Product Code	Universal #	Product Code	Universal #	Product Code	Universal #
Normally Open / Double Acting										
1	PVC	EPDM	354003	DKYV105-NO	354439	DKUV105-NO	354064	DKFV105-NO	354457	DKOV105-NO
		FKM	354421	DKYV205-NO	354445	DKUV205-NO	354068	DKFV205-NO	354466	DKOV205-NO
		PTFE	354430	DKYV305-NO	354451	DKUV305-NO	354072	DKFV305-NO	354475	DKOV305-NO
	CPVC	EPDM	354484	DKYC105-NO	354511	DKUC105-NO	354106	DKFC105-NO	354529	DKOC105-NO
		FKM	354493	DKYC205-NO	354517	DKUC205-NO	354110	DKFC205-NO	354538	DKOC205-NO
		PTFE	354502	DKYC305-NO	354523	DKUC305-NO	354114	DKFC305-NO	354547	DKOC305-NO
1-1/4	PVC	EPDM	354413	DKYV106-NO	354440	DKUV106-NO	354065	DKFV106-NO	354458	DKOV106-NO
		FKM	354422	DKYV206-NO	354446	DKUV206-NO	354069	DKFV206-NO	354467	DKOV206-NO
		PTFE	354431	DKYV306-NO	354452	DKUV306-NO	354073	DKFV306-NO	354476	DKOV306-NO
	CPVC	EPDM	354485	DKYC106-NO	354512	DKUC106-NO	354107	DKFC106-NO	354530	DKOC106-NO
		FKM	354494	DKYC206-NO	354518	DKUC206-NO	354111	DKFC206-NO	354539	DKOC206-NO
		PTFE	354503	DKYC306-NO	354524	DKUC306-NO	354115	DKFC306-NO	354548	DKOC306-NO
1-1/2	PVC	EPDM	354414	DKYV107-NO	354441	DKUV107-NO	354066	DKFV107-NO	354459	DKOV107-NO
		FKM	354423	DKYV207-NO	354447	DKUV207-NO	354070	DKFV207-NO	354468	DKOV207-NO
		PTFE	354432	DKYV307-NO	354453	DKUV307-NO	354074	DKFV307-NO	354477	DKOV307-NO
	CPVC	EPDM	354486	DKYC107-NO	354513	DKUC107-NO	354108	DKFC107-NO	354531	DKOC107-NO
		FKM	354495	DKYC207-NO	354519	DKUC207-NO	354112	DKFC207-NO	354540	DKOC207-NO
		PTFE	354504	DKYC307-NO	354525	DKUC307-NO	354116	DKFC307-NO	354549	DKOC307-NO
2	PVC	EPDM	354415	DKYV108-NO	354442	DKUV108-NO	354067	DKFV108-NO	354460	DKOV108-NO
		FKM	354424	DKYV208-NO	354448	DKUV208-NO	354071	DKFV208-NO	354469	DKOV208-NO
		PTFE	354433	DKYV308-NO	354454	DKUV308-NO	354075	DKFV308-NO	354478	DKOV308-NO
	CPVC	EPDM	354487	DKYC108-NO	354514	DKUC108-NO	354109	DKFC108-NO	354532	DKOC108-NO
		FKM	354496	DKYC208-NO	354520	DKUC208-NO	354113	DKFC208-NO	354541	DKOC208-NO
		PTFE	354505	DKYC308-NO	354526	DKUC308-NO	354117	DKFC308-NO	354550	DKOC308-NO
2-1/2	PVC	EPDM	354416	DKYV109-NO	-	-	-	-	354461	DKOV109-NO
		FKM	354425	DKYV209-NO	-	-	-	-	354470	DKOV209-NO
		PTFE	354434	DKYV309-NO	-	-	-	-	354479	DKOV309-NO
	CPVC	EPDM	354488	DKYC109-NO	-	-	-	-	354533	DKOC109-NO
		FKM	354497	DKYC209-NO	-	-	-	-	354542	DKOC209-NO
		PTFE	354506	DKYC309-NO	-	-	-	-	354551	DKOC309-NO

Note: Other options are available on request.

Note: EPDM diaphragms have EPDM o-rings, FKM and PTFE diaphragms have FKM o-rings. DK Series Diaphragm valves are made-to-order.

Pressure: up to 150 psi at 73°F

Size: 32mm – 75mm

Size (in)	Body Material	Diaphragm Material	Metric Spigot		Metric Socket	
			Product Code	Universal #	Product Code	Universal #
<b>Normally Open / Double Acting</b>						
32	PP	EPDM	354556	DKDM105-NO	354583	DKUM105-NO
		FKM	354565	DKDM205-NO	354589	DKUM205-NO
		PTFE	354574	DKDM305-NO	354595	DKUM305-NO
	PVDF	EPDM	354601	DKDF105-NO	354628	DKUF105-NO
		FKM	354610	DKDF205-NO	354634	DKUF205-NO
		PTFE	354619	DKDF305-NO	354640	DKUF305-NO
40	PP	EPDM	354557	DKDM106-NO	354584	DKUM106-NO
		FKM	354566	DKDM206-NO	354590	DKUM206-NO
		PTFE	354575	DKDM306-NO	354596	DKUM306-NO
	PVDF	EPDM	354602	DKDF106-NO	354629	DKUF106-NO
		FKM	354611	DKDF206-NO	354635	DKUF206-NO
		PTFE	354620	DKDF306-NO	354641	DKUF306-NO
50	PP	EPDM	354558	DKDM107-NO	354585	DKUM107-NO
		FKM	354567	DKDM207-NO	354591	DKUM207-NO
		PTFE	354576	DKDM307-NO	354597	DKUM307-NO
	PVDF	EPDM	354603	DKDF107-NO	354630	DKUF107-NO
		FKM	354612	DKDF207-NO	354636	DKUF207-NO
		PTFE	354621	DKDF307-NO	354642	DKUF307-NO
63	PP	EPDM	354559	DKDM108-NO	354586	DKUM108-NO
		FKM	354568	DKDM208-NO	354592	DKUM208-NO
		PTFE	354577	DKDM308-NO	354598	DKUM308-NO
	PVDF	EPDM	354604	DKDF108-NO	354631	DKUF108-NO
		FKM	354613	DKDF208-NO	354637	DKUF208-NO
		PTFE	354622	DKDF308-NO	354643	DKUF308-NO
75	PP	EPDM	354560	DKDM109-NO	-	-
		FKM	354569	DKDM209-NO	-	-
		PTFE	354578	DKDM309-NO	-	-
	PVDF	EPDM	354605	DKDF109-NO	-	-
		FKM	354614	DKDF209-NO	-	-
		PTFE	354623	DKDF309-NO	-	-

Note: Other options are available on request.

Note: EPDM diaphragms have EPDM o-rings, FKM and PTFE diaphragms have FKM o-rings. DK Series Diaphragm valves are made-to-order.

## DK SERIES DIALOCK® DIAPHRAGM VALVES – NORMALLY CLOSED PNEUMATIC



Pressure: up to 150 psi at 73°F

Size: 1/2" – 3/4"

Size (in)	Body Material	Diaphragm Material	IPS Spigot		True Union IPS Socket		True Union FNPT Threaded		ANSI 150 Flanged	
			Product Code	Universal #	Product Code	Universal #	Product Code	Universal #	Product Code	Universal #
<b>Normally Closed</b>										
1/2	PVC	EPDM	354644	DKYV103-NC	354671	DKUV103-NC	354136	DKFV103-NC	354689	DKOV103-NC
		FKM	354653	DKYV203-NC	354677	DKUV203-NC	354142	DKFV203-NC	354698	DKOV203-NC
		PTFE	354662	DKYV303-NC	354683	DKUV303-NC	354148	DKFV303-NC	354707	DKOV303-NC
	CPVC	EPDM	354716	DKYC103-NC	354743	DKUC103-NC	354154	DKFC103-NC	354761	DKOC103-NC
		FKM	354725	DKYC203-NC	354749	DKUC203-NC	354160	DKFC203-NC	354770	DKOC203-NC
		PTFE	354734	DKYC303-NC	354755	DKUC303-NC	354166	DKFC303-NC	354780	DKOC303-NC
3/4	PVC	EPDM	354645	DKYV104-NC	354672	DKUV104-NC	354137	DKFV104-NC	354690	DKOV104-NC
		FKM	354654	DKYV204-NC	354678	DKUV204-NC	354143	DKFV204-NC	354699	DKOV204-NC
		PTFE	354663	DKYV304-NC	354684	DKUV304-NC	354149	DKFV304-NC	354708	DKOV304-NC
	CPVC	EPDM	354717	DKYC104-NC	354744	DKUC104-NC	354155	DKFC104-NC	354762	DKOC104-NC
		FKM	354726	DKYC204-NC	354750	DKUC204-NC	354161	DKFC204-NC	354771	DKOC204-NC
		PTFE	354735	DKYC304-NC	354756	DKUC304-NC	354167	DKFC304-NC	354781	DKOC304-NC

Pressure: up to 150 psi at 73°F

Size: 20mm – 25mm

Size (mm)	Body Material	Diaphragm Material	Metric Spigot		Metric True Union Socket	
			Product Code	Universal #	Product Code	Universal #
<b>Normally Closed</b>						
20	PP	EPDM	354789	DKDM103-NC	354816	DKUM103-NC
		FKM	354798	DKDM203-NC	354824	DKUM203-NC
		PTFE	354807	DKDM303-NC	354830	DKUM303-NC
	PVDF	EPDM	354836	DKDF103-NC	354863	DKUF103-NC
		FKM	354845	DKDF203-NC	354868	DKUF203-NC
		PTFE	354854	DKDF303-NC	354874	DKUF303-NC
25	PP	EPDM	354790	DKDM104-NC	354819	DKUM104-NC
		FKM	354799	DKDM204-NC	354825	DKUM204-NC
		PTFE	354808	DKDM304-NC	354831	DKUM304-NC
	PVDF	EPDM	354837	DKDF104-NC	354864	DKUF104-NC
		FKM	354846	DKDF204-NC	354869	DKUF204-NC
		PTFE	354855	DKDF304-NC	354875	DKUF304-NC

Note: Other options are available on request.

Note: EPDM diaphragms have EPDM o-rings, FKM and PTFE diaphragms have FKM o-rings. DK Series Diaphragm valves are made-to-order.



**There are pipe  
and fittings...**

## **and then there are valves**

IPEX offers one of the most comprehensive ranges of high quality, high performance thermoplastic valves and actuation products available today. With more than 65 years of design and manufacturing experience, our lightweight, long life, maintenance free valves will save you time and money.

IPEX thermoplastic valves are part of our complete systems of pipe, fittings and valves engineered and manufactured to IPEX's strict quality, performance and dimensional standards. With Xirtec PVC (industrial grade) and Xirtec CPVC, you can be confident that all the material you need is designed,

manufactured and backed by the same company.

Xirtec PVC and Xirtec CPVC high-performance systems feature outstanding resistance to photodegradation, creep stress and immunity to oxidation and are exceptionally suited for use with a wide range of acids, alcohols, salts and halogens. The perfect long service/low maintenance alternative to common and exotic metal systems.

Also, our network of manufacturing and customer service facilities across North America ensures fast, reliable service and expert technical support.



# DK SERIES DIALOCK® DIAPHRAGM VALVES – NORMALLY CLOSED PNEUMATIC



Pressure: up to 150 psi at 73°F

Size: 1" – 2-1/2"

Size (in)	Body Material	Diaphragm Material	IPS Spigot		True Union IPS Socket		True Union FNPT Threaded		ANSI 150 Flanged	
			Product Code	Universal #	Product Code	Universal #	Product Code	Universal #	Product Code	Universal #
<b>Normally Closed</b>										
1	PVC	EPDM	354646	DKYV105-NC	354673	DKUV105-NC	354138	DKFV105-NC	354691	DKOV105-NC
		FKM	354655	DKYV205-NC	354679	DKUV205-NC	354144	DKFV205-NC	354700	DKOV205-NC
		PTFE	354664	DKYV305-NC	354685	DKUV305-NC	354150	DKFV305-NC	354709	DKOV305-NC
	CPVC	EPDM	354718	DKYC105-NC	354745	DKUC105-NC	354156	DKFC105-NC	354763	DKOC105-NC
		FKM	354727	DKYC205-NC	354751	DKUC205-NC	354162	DKFC205-NC	354772	DKOC205-NC
		PTFE	354736	DKYC305-NC	354757	DKUC305-NC	354168	DKFC305-NC	354782	DKOC305-NC
1-1/4	PVC	EPDM	354647	DKYV106-NC	354674	DKUV106-NC	354139	DKFV106-NC	354692	DKOV106-NC
		FKM	354656	DKYV206-NC	354680	DKUV206-NC	354145	DKFV206-NC	354701	DKOV206-NC
		PTFE	354665	DKYV306-NC	354686	DKUV306-NC	354151	DKFV306-NC	354710	DKOV306-NC
	CPVC	EPDM	354719	DKYC106-NC	354746	DKUC106-NC	354157	DKFC106-NC	354764	DKOC106-NC
		FKM	354728	DKYC206-NC	354752	DKUC206-NC	354163	DKFC206-NC	354773	DKOC206-NC
		PTFE	354737	DKYC306-NC	354758	DKUC306-NC	354169	DKFC306-NC	354783	DKOC306-NC
1-1/2	PVC	EPDM	354648	DKYV107-NC	354675	DKUV107-NC	354140	DKFV107-NC	354693	DKOV107-NC
		FKM	354657	DKYV207-NC	354681	DKUV207-NC	354146	DKFV207-NC	354702	DKOV207-NC
		PTFE	354666	DKYV307-NC	354687	DKUV307-NC	354152	DKFV307-NC	354711	DKOV307-NC
	CPVC	EPDM	354720	DKYC107-NC	354747	DKUC107-NC	354158	DKFC107-NC	354765	DKOC107-NC
		FKM	354729	DKYC207-NC	354753	DKUC207-NC	354164	DKFC207-NC	354774	DKOC207-NC
		PTFE	354738	DKYC307-NC	354759	DKUC307-NC	354170	DKFC307-NC	354784	DKOC307-NC
2	PVC	EPDM	354649	DKYV108-NC	354676	DKUV108-NC	354141	DKFV108-NC	354694	DKOV108-NC
		FKM	354658	DKYV208-NC	354682	DKUV208-NC	354147	DKFV208-NC	354703	DKOV208-NC
		PTFE	354667	DKYV308-NC	354688	DKUV308-NC	354153	DKFV308-NC	354712	DKOV308-NC
	CPVC	EPDM	354721	DKYC108-NC	354748	DKUC108-NC	354159	DKFC108-NC	354766	DKOC108-NC
		FKM	354730	DKYC208-NC	354754	DKUC208-NC	354165	DKFC208-NC	354775	DKOC208-NC
		PTFE	354739	DKYC308-NC	354760	DKUC308-NC	354171	DKFC308-NC	354785	DKOC308-NC
2-1/2	PVC	EPDM	354650	DKYV109-NC	-	-	-	-	354695	DKOV109-NC
		FKM	354659	DKYV209-NC	-	-	-	-	354704	DKOV209-NC
		PTFE	354668	DKYV309-NC	-	-	-	-	354713	DKOV309-NC
	CPVC	EPDM	354722	DKYC109-NC	-	-	-	-	354767	DKOC109-NC
		FKM	354731	DKYC209-NC	-	-	-	-	354776	DKOC209-NC
		PTFE	354740	DKYC309-NC	-	-	-	-	354786	DKOC309-NC

Note: Other options are available on request.

Note: EPDM diaphragms have EPDM o-rings, FKM and PTFE diaphragms have FKM o-rings. DK Series Diaphragm valves are made-to-order.



Pressure: up to 150 psi at 73°F

Size: 32mm – 75mm

Size (mm)	Body Material	Diaphragm Material	Metric Spigot		Metric True Union Socket	
			Product Code	Universal #	Product Code	Universal #
<b>Normally Closed</b>						
32	PP	EPDM	354791	DKDM105-NC	354820	DKUM105-NC
		FKM	354800	DKDM205-NC	354826	DKUM205-NC
		PTFE	354809	DKDM305-NC	354832	DKUM305-NC
	PVDF	EPDM	354838	DKDF105-NC	354817	DKUF105-NC
		FKM	354847	DKDF205-NC	354870	DKUF205-NC
		PTFE	354856	DKDF305-NC	354876	DKUF305-NC
40	PP	EPDM	354792	DKDM106-NC	354821	DKUM106-NC
		FKM	354801	DKDM206-NC	354827	DKUM206-NC
		PTFE	354810	DKDM306-NC	354833	DKUM306-NC
	PVDF	EPDM	354839	DKDF106-NC	354865	DKUF106-NC
		FKM	354848	DKDF206-NC	354871	DKUF206-NC
		PTFE	354857	DKDF306-NC	354877	DKUF306-NC
50	PP	EPDM	354793	DKDM107-NC	354822	DKUM107-NC
		FKM	354802	DKDM207-NC	354828	DKUM207-NC
		PTFE	354811	DKDM307-NC	354834	DKUM307-NC
	PVDF	EPDM	354840	DKDF107-NC	354866	DKUF107-NC
		FKM	354849	DKDF207-NC	354872	DKUF207-NC
		PTFE	354858	DKDF307-NC	354878	DKUF307-NC
63	PP	EPDM	354794	DKDM108-NC	354823	DKUM108-NC
		FKM	354803	DKDM208-NC	354829	DKUM208-NC
		PTFE	354812	DKDM308-NC	354835	DKUM308-NC
	PVDF	EPDM	354841	DKDF108-NC	354867	DKUF108-NC
		FKM	354850	DKDF208-NC	354873	DKUF208-NC
		PTFE	354859	DKDF308-NC	354879	DKUF308-NC
75	PP	EPDM	354795	DKDM109-NC	-	-
		FKM	354804	DKDM209-NC	-	-
		PTFE	354813	DKDM309-NC	-	-
	PVDF	EPDM	354842	DKDF109-NC	-	-
		FKM	354851	DKDF209-NC	-	-
		PTFE	354860	DKDF309-NC	-	-

Note: Other options are available on request.

Note: EPDM diaphragms have EPDM o-rings, FKM and PTFE diaphragms have FKM o-rings. DK Series Diaphragm valves are made-to-order.

## DK DIAPHRAGM VALVES – OPTIONS & ACCESSORIES

IPEX DK diaphragm valves can be pneumatically actuated providing precise control of critical applications. The normally closed (fail close), normally open (fail open), and double acting DK valves make up of one of the most extensive ranges in the industry. All pneumatic diaphragm valves can be outfitted with many options and accessories such as: stroke limiters, optical and electric position indicators, electro-pneumatic positioners, pilot valves, and various combinations thereof.

Valve Series	Size inches	Product Code	Universal Number
--------------	-------------	--------------	------------------

### Electrical Position Indicator, 1 Mechanical Switch



DK / NC	1/2 – 3/4	154472	
DK / NC	1 – 1-1/4	054953	
DK / NC	1-1/2	054954	
DK / NC	2 – 2-1/2	054955	

### Microswitch Box, 2 Electromechanical Switches (IP 65)



DK / NO-DA	1/2 – 3/4	154474	
DK / NC	1/2 – 3/4	154473	
DK / NO-DA	1 – 2 1/2	054969	
DK / NC	1 – 1 1/2	054967	
DK / NC	2 – 2 1/2	054968	

### Microswitch Box, 2 Inductive Switches (IP 65, NAMUR\*, SAFETY CLASS: Eex ia IIC T6)



DK / NO-DA	1/2 – 3/4	154477	
DK / NC	1/2 – 3/4	154476	
DK / NO-DA	1 – 2-1/2	054972	
DK / NC	1 – 1-1/2	054970	
DK / NC	2 – 2-1/2	054971	

\* to be used with an amplifier

### Optical Position Indicator



DK / DA-NO-NC	1 – 2-1/2	054997	
---------------	-----------	--------	--

### Stroke Limiter



DK / DA-NO	1/2 – 2-1/2	054994	
DK / NC	1 – 1-1/2	054991	
DK / NC	2 – 2-1/2	054992	

Valve Series	Size inches	Product Code	Universal Number
--------------	-------------	--------------	------------------

### Stroke Limiter w/ Optical Position Indicator



DK / DA-NO-NC	1/2 – 3/4	154470	
DK / DA-NO	1 – 2-1/2	053066	
DK / NC	1 – 1-1/4	054999	
DK / NC	1-1/2	053063	
DK / NC	2 – 2-1/2	053064	

### Stroke Limiter w/ Position Indicator and Manual Override



DK / DA-NO-NC	1/2 – 3/4	154471	
DK / DA-NO*	1 – 1-1/4	053072	
DK / DA-NO*	1-1/2 – 2-1/2	053073	
DK / NC*	1 – 1-1/4	053069	
DK / NC*	1-1/2 – 2-1/2	053071	

\* factory assembled

Valve Series	Size inches	Style	Voltage	Product Code	Universal Number
--------------	-------------	-------	---------	--------------	------------------

### Pilot Solenoid Valve – Direct Mount, NBR Seals



DK / DA-NO-NC	1/2 – 2 1/2	3/2 Way	24 VDC	154036	
DK / DA-NO-NC	1/2 – 2 1/2	3/2 Way	110 VAC	053074	
DK / DA-NO-NC	1/2 – 3/4	3-5/2 Way	24 VDC	154485	
DK / DA-NO-NC	1/2 – 3/4	3-5/2 Way	110 VAC	154486	
NAMUR Adapter Plate	1/2 – 3/4	–	–	154484	

### Pilot Solenoid Valve – Gang Mount, NBR Seals



DK / DA-NO-NC	1/2 – 2-1/2	3/2 Way	24 VDC	154483	
DK / DA-NO-NC	1/2 – 2-1/2	3/2 Way	110 VAC	053076	

## VM SERIES DIAPHRAGM VALVES – MANUAL HANDWHEEL

The VM series weir-style diaphragm valves are available in PVC, CPVC, PP, or PVDF, four body styles, and three choices of diaphragms (EPDM, FKM, or PTFE). Able to be mounted in any position, the VM is ideal for either very clean or abrasive slurry applications. A unique and proprietary PTFE diaphragm design, available automation, and multiple accessories make this one of the most advanced and versatile lines in the industry.

Pressure: up to 150 psi at 73°F depending on the size

Size: 3" – 4"

Size (in)	Body Material	Diaphragm Material	IPS Spigot		ANSI 150 Flanged	
			Product Code	Universal #	Product Code	Universal #

### Manual Handwheel

3	PVC	EPDM	054182	VMYV110	054227	VMOV110
		FKM	054191	VMYV210	054236	VMOV210
		PTFE	054200	VMYV310	054245	VMOV310
	CPVC	EPDM	054254	VMYC110	054299	VMOC110
		FKM	054263	VMYC210	054308	VMOC210
		PTFE	054272	VMYC310	054317	VMOC310
4	PVC	EPDM	054183	VMYV111	054228	VMOV111
		FKM	054192	VMYV211	054237	VMOV211
		PTFE	054201	VMYV311	054246	VMOV311
	CPVC	EPDM	054255	VMYC111	054300	VMOC111
		FKM	054264	VMYC211	054309	VMOC211
		PTFE	054273	VMYC311	054318	VMOC311



Pressure: up to 150 psi at 73°F depending on the size

Size: 90mm – 110mm

Size (in)	Body Material	Diaphragm Material	IPS Spigot	
			Product Code	Universal #

### Manual Handwheel

90mm	PP	EPDM	054326	VMDM110
		FKM	054335	VMDM210
		PTFE	054344	VMDM310
110mm	PP	EPDM	054327	VMDM111
		FKM	054336	VMDM211
		PTFE	054345	VMDM311

Note: EPDM diaphragms have EPDM o-rings, FKM and PTFE diaphragms have FKM o-rings. For ABS and u-PP VM diaphragm valves, please refer to the Duraplus ABS Industrial and Enpure. Other options are available on request. DK Series Diaphragm valves are made-to-order.

## VM SERIES PNEUMATIC DIAPHRAGM VALVES

### – NORMALLY OPEN / DOUBLE ACTING PNEUMATIC



Pressure: up to 150 psi at 73°F depending on the size  
 Size: 3" – 4"

Size (in)	Body Material	Diaphragm Material	IPS Spigot		ANSI 150 Flanged	
			Product Code	Universal #	Product Code	Universal #

#### Normally Open / Double Acting

3	PVC	EPDM	054417	VMYV110-NO	054462	VMOV110-NO
		FKM	054426	VMYV210-NO	054471	VMOV210-NO
		PTFE	054435	VMYV310-NO	054480	VMOV310-NO
	CPVC	EPDM	054489	VMYC110-NO	054534	VMOC110-NO
		FKM	054498	VMYC210-NO	054543	VMOC210-NO
		PTFE	054507	VMYC310-NO	054552	VMOC310-NO
4	PVC	EPDM	054418	VMYV111-NO	054463	VMOV111-NO
		FKM	054427	VMYV211-NO	054472	VMOV211-NO
		PTFE	054436	VMYV311-NO	054481	VMOV311-NO
	CPVC	EPDM	054490	VMYC111-NO	054535	VMOC111-NO
		FKM	054499	VMYC211-NO	054544	VMOC211-NO
		PTFE	054508	VMYC311-NO	054553	VMOC311-NO

Pressure: up to 150 psi at 73°F depending on the size  
 Size: 90mm – 110mm

Size (in)	Body Material	Diaphragm Material	IPS Spigot	
			Product Code	Universal #

#### Normally Open / Double Acting

90mm	PP	EPDM	054561	VMDM110-NO
		FKM	054570	VMDM210-NO
		PTFE	054579	VMDM310-NO
110mm	PP	EPDM	054562	VMDM111-NO
		FKM	054571	VMDM211-NO
		PTFE	054580	VMDM311-NO

## VM SERIES PNEUMATIC DIAPHRAGM VALVES – NORMALLY CLOSED PNEUMATIC



Pressure: up to 150 psi at 73°F depending on the size  
Size: 3" – 4"

Size (in)	Body Material	Diaphragm Material	IPS Spigot		ANSI 150 Flanged	
			Product Code	Universal #	Product Code	Universal #

### Normally Closed

3	PVC	EPDM	054651	VMYV110-NC	054696	VMOV110-NC
		FKM	054660	VMYV210-NC	054705	VMOV210-NC
		PTFE	054669	VMYV310-NC	054714	VMOV310-NC
	CPVC	EPDM	054723	VMYC110-NC	054768	VMOC110-NC
		FKM	054732	VMYC210-NC	054778	VMOC210-NC
		PTFE	054741	VMYC310-NC	054787	VMOC310-NC
4	PVC	EPDM	054652	VMYV111-NC	054697	VMOV111-NC
		FKM	054661	VMYV211-NC	054706	VMOV211-NC
		PTFE	054670	VMYV311-NC	054715	VMOV311-NC
	CPVC	EPDM	054724	VMYC111-NC	054769	VMOC111-NC
		FKM	054733	VMYC211-NC	054779	VMOC211-NC
		PTFE	054742	VMYC311-NC	054788	VMOC311-NC

Pressure: up to 150 psi at 73°F depending on the size  
Size: 90mm – 110mm

Size (mm)	Body Material	Diaphragm Material	IPS Spigot	
			Product Code	Universal #

### Normally Closed

90mm	PP	EPDM	054796	VMDM110-NC
		FKM	054805	VMDM210-NC
		PTFE	054814	VMDM310-NC
110mm	PP	EPDM	054797	VMDM111-NC
		FKM	054806	VMDM211-NC
		PTFE	054815	VMDM311-NC

## VM DIAPHRAGM VALVES – AUTOMATION & ACCESSORIES

IPEX diaphragm valves can be pneumatically actuated providing precise control of critical applications. The normally closed (fail close), normally open (fail open), and double acting VM valves make up of one of the most extensive ranges in the industry. All VM pneumatic diaphragm valves can be outfitted with many options and accessories such as: stroke limiters, optical and electric position indicators, electro-pneumatic positioners, pilot valves, and various combinations thereof.

Valve Series	Size inches	Product Code	Universal Number
--------------	-------------	--------------	------------------

### Optical Position Indicator



VM / NC - NO - DA	3 - 4	054998	ZIN2410015
-------------------	-------	--------	------------

Protection cap included, see assembly instructions.

### Stroke Limiter



*VM / NC	3 - 4	054993	ZLP2411010
VM / NO - DA	3 - 4	054995	ZLP2411008

Protection cap included for VM.  
\*Actuator must have the metal cap.

### Stroke Limiter w/ Optical Position Indicator



*VM / NC	3 - 4	053065	ZLI2412006
VM / NO - DA	3 - 4	053067	ZLI2412008

Protection cap included for VM.  
\*Actuator must have the metal cap.

### Electrical Position Indicator – 1 Mechanical Switch



VM / NC	3 - 4	054956	ZMS2490005
---------	-------	--------	------------

### Microswitch Box – 2 Electromechanical Switches



VM / NC	3 - 4	054968	ZMS2485002
VM / NO - DA	3	054969	ZMS2485003
VM / NO - DA	4	154475	ZMS24860031

### Microswitch Box – 2 Inductive Switches

VM / NC	3 - 4	054971	ZMS2486002
VM / NO - DA	3	054972	ZMS2486003
VM / NO - DA	4	154478	ZMS24860031

## DV SERIES DIAPHRAGM VALVES – MANUAL HANDWHEEL

The DV is a rugged industrial product ideal for throttling or use in abrasive slurry lines. The raising position indicator also functions as an adjustable travel stop. This feature can be used to avoid over-compression of the EPDM or PTFE diaphragm, or as a travel limiter allowing different settings for the “closed” position. The molded flanged body eliminates potentially leaky joints while featuring end-to-end dimensions identical to most plastic lined metal diaphragm valves, allowing for direct replacement.

Pressure: up to 150 psi at 73°F depending on the size

Sizes: 1/2” – 6”



Size (in)	Diaphragm Material	Flanged	
		Product Code	Universal #

### DV PVC BODY

1/2	EPDM	052196	DVOV103
	PTFE	052296	DVOV303
3/4	EPDM	052197	DVOV104
	PTFE	052297	DVOV304
1	EPDM	052198	DVOV105
	PTFE	052298	DVOV305
1-1/2	EPDM	052207	DVOV107
	PTFE	052299	DVOV307
2	EPDM	052208	DVOV108
	PTFE	052354	DVOV308
3	EPDM	052209	DVOV109
	PTFE	052355	DVOV309
4	EPDM	052217	DVOV110
	PTFE	052356	DVOV310
6	EPDM	052218	DVOV111
	PTFE	052357	DVOV311



## CM SERIES COMPACT DIAPHRAGM VALVES

The CM is a compact design with true union ends, available in PVC, CPVC, PP, or PVDF. With three diaphragm options (EPDM, FKM, or PTFE), these manually operated or pneumatically actuated valves are ideal for OEMs. A standard position indicator and integrated mounting bushings complete the long list of features.

Pressure: up to 90 psi at 73°F

Size: 1/2" in PVC and CPVC



Size (in)	Body Material	Diaphragm Material	True Union Socket/Threaded		True Union Socket	
			Product Code	Universal #	Product Code	Universal #

### CM BODY

Size (in)	Body Material	Diaphragm Material	Product Code	Universal #	Product Code	Universal #
3/8	PVC	EPDM	253071	CMBV102	054127	CMUV103
		FKM	-	-	-	-
		PTFE	253072	CMBV302	-	-
1/2	PVC	EPDM	253073	CMBV103	-	-
		FKM	054129	CMUV203	-	-
		PTFE	253074	CMBV303	054131	CMUV303
	CPVC	EPDM	054128	CMUC103	-	-
		FKM	054130	CMUC203	-	-
		PTFE	054132	CMUC303	-	-

Pressure: up to 90 psi at 73°F

Size: 16 mm – 20 mm in PP and PVDF

Size (in)	Body Material	Diaphragm Material	True Union Metric Socket		Metric Socket		Metric Spigot	
			Product Code	Universal #	Product Code	Universal #	Product Code	Universal #

### CM BODY

Size (in)	Body Material	Diaphragm Material	Product Code	Universal #	Product Code	Universal #	Product Code	Universal #
16	PP	EPDM	-	-	054133	CMIM102	-	-
		FKM	-	-	054136	CMIM202	-	-
		PTFE	-	-	054139	CMIM302	-	-
	PVDF	EPDM	-	-	054142	CMIF102	-	-
		FKM	-	-	054145	CMIF202	-	-
		PTFE	-	-	054148	CMIF302	-	-
20	PP	EPDM	054135	CMUM103	-	-	054134	CMDM103
		FKM	054138	CMUM203	-	-	054137	CMDM203
		PTFE	054141	CMUM303	-	-	054140	CMDM303
	PVDF	EPDM	054144	CMUF103	-	-	054143	CMDF103
		FKM	054147	CMUF203	-	-	054146	CMDF203
		PTFE	054150	CMUF303	-	-	054149	CMDF303

## CM SERIES COMPACT DIAPHRAGM VALVES – NORMALLY CLOSED PNEUMATIC

Pressure: up to 90 psi at 73°F

Size: 1/2" in PVC and CPVC

Size (in)	Body Material	Diaphragm Material	True Union Socket Product Code	Universal #
-----------	---------------	--------------------	--------------------------------	-------------

### CM BODY

1/2	PVC	EPDM	054151	CMUV103-NC
		FKM	054152	CMUV203-NC
		PTFE	054153	CMUV303-NC
	CPVC	EPDM	054154	CMUC103-NC
		FKM	054155	CMUC203-NC
		PTFE	054156	CMUC303-NC



Pressure: up to 90 psi at 73°F

Size: 16 mm – 20 mm in PP and PVDF

Size (in)	Body Material	Diaphragm Material	True Union Metric Socket		Metric Socket		Metric Spigot	
			Product Code	Universal #	Product Code	Universal #	Product Code	Universal #

### CM BODY

16	PP	EPDM	-	-	054157	CMIM102-NC	-	-
		FKM	-	-	054160	CMIM202-NC	-	-
		PTFE	-	-	054163	CMIM302-NC	-	-
	PVDF	EPDM	-	-	054166	CMIF102-NC	-	-
		FKM	-	-	054169	CMIF202-NC	-	-
		PTFE	-	-	054172	CMIF302-NC	-	-
20	PP	EPDM	054159	CMUM103-NC	-	-	054158	CMDM103-NC
		FKM	054162	CMUM203-NC	-	-	054161	CMDM203-NC
		PTFE	054165	CMUM303-NC	-	-	054164	CMDM303-NC
	PVDF	EPDM	054168	CMUF103-NC	-	-	054167	CMDF103-NC
		FKM	054171	CMUF203-NC	-	-	054170	CMDF203-NC
		PTFE	054174	CMUF303-NC	-	-	054173	CMDF303-NC

Note: EPDM diaphragms have EPDM o-rings Viton® and PTFE diaphragms have Viton® o-rings.

## DKD SERIES DIAPHRAGM VALVES – DIRECT ACTING PNEUMATIC

The DKD Series diaphragm valve is an ultra-compact, direct acting pneumatic valve that is ideal for shutting off extremely dirty and highly viscous fluids. Optimized fluid dynamics are achieved by improved internal geometry.

The valve is comprised of three elements: the body, diaphragm and sealing bonnet. When compressed air enters the bonnet, the diaphragm is pressed against the body's weir, interrupting the flow.

This simplified operating principal combined with a low number of components guarantees high reliability and durability. The DKD Series Diaphragm Valve is part of a complete system of pipe, valves and fittings, engineered and manufactured to strict quality, performance and dimensional standards.



Pressure: up to 120 psi at 73°F depending upon the available control pressure

Sizes: 1/2" – 2"

Size (in)	Spigot		True Union	
	Product Code	Universal #	Product Code	Universal #

### DKD PVC w/ EPDM LINER

1/2	354183	DKYV103D	354255	DKUV103D
3/4	354191	DKYV104D	354263	DKUV104D
1	354182	DKYV105D	354264	DKUV105D
1-1/4	354200	DKYV106D	354272	DKUV106D
1-1/2	354201	DKYV107D	354273	DKUV107D
2	354227	DKYV108D	354299	DKUV108D

## SXE SERIES BALL CHECK VALVES – TRUE UNION

The IPEX EASYFIT SXE Series True Union Ball Check Valves represent the latest innovation in thermoplastic valve manufacturing technology. The SXE is a complement to the VXE and VEE ball valve product lines, with many of the same features. SXE introduces an advanced method of installation, providing trouble free service for industrial, OEM and water service applications.

It is designed to work with just a few psi of back pressure for positive shutoff in both vertical and horizontal installations.

Pressure: 232 psi at 73°F

Sizes: 1/2" – 4"



Size (in)	Body Material	Diaphragm Material	Socket/Threaded		Socket	
			Product Code	Universal #	Product Code	Universal #
<b>SXE</b>						
1/2	PVC	EPDM	052013	SXEBV103	-	-
		FKM	052022	SXEBV203	-	-
	CPVC	EPDM	052121	SXEBC103	-	-
		FKM	052127	SXEBC203	-	-
3/4	PVC	EPDM	052014	SXEBV104	-	-
		FKM	052023	SXEBV204	-	-
	CPVC	EPDM	052122	SXEBC104	-	-
		FKM	052128	SXEBC204	-	-
1	PVC	EPDM	052015	SXEBV105	-	-
		FKM	052027	SXEBV205	-	-
	CPVC	EPDM	052123	SXEBC105	-	-
		FKM	052133	SXEBC205	-	-
1-1/4	PVC	EPDM	052016	SXEBV106	-	-
		FKM	052028	SXEBV206	-	-
	CPVC	EPDM	052124	SXEBC106	-	-
		FKM	052134	SXEBC206	-	-
1-1/2	PVC	EPDM	052017	SXEBV107	-	-
		FKM	052030	SXEBV207	-	-
	CPVC	EPDM	052125	SXEBC107	-	-
		FKM	052135	SXEBC207	-	-
2	PVC	EPDM	052018	SXEBV108	-	-
		FKM	052120	SXEBV208	-	-
	CPVC	EPDM	052126	SXEBC108	-	-
		FKM	052136	SXEBC208	-	-
2-1/2	PVC	EPDM	-	-	052478	SXEAV109
		FKM	-	-	052481	SXEAV209
	CPVC	EPDM	-	-	052484	SXEAC109
		FKM	-	-	052487	SXEAC209
3	PVC	EPDM	-	-	052479	SXEAV110
		FKM	-	-	052482	SXEAV210
	CPVC	EPDM	-	-	052485	SXEAC110
		FKM	-	-	052488	SXEAC210
4	PVC	EPDM	-	-	052480	SXEAV111
		FKM	-	-	052483	SXEAV211
	CPVC	EPDM	-	-	052486	SXEAC111
		FKM	-	-	052489	SXEAC211

With optimized fluid dynamics design the SXE has an improved Cv value. The seat stop carrier is a threaded design for safe disconnection upstream. The ball is machined smooth for optimal service and prolonged life. The SXE also utilizes the EASYFIT torque wrench to tighten union nuts with defined torque and the EASYFIT LCE labelling system for custom identification.

Note: See page 105 for EasyFit Accessories

Check valves should be used whenever there is a need to prevent back-flow of process media. This may be when two incompatible fluids cannot be allowed to mix, or when reverse flow would cause undesirable drainage of a system line or tank. Many styles exist including: simple ball checks, heavy duty swing checks, and highly efficient piston checks. These valves are typically gravity operated and require very little back pressure to seal. Air release valves safely allow any entrapped air or gas to escape, avoiding damage to the piping system.

## SSE SERIES SPRING ASSISTED CHECK VALVES – TRUE UNION

The all new SSE Spring Assisted Ball Check Valve complements our SXE ball check valves, which introduce an advanced method of installation, providing trouble free service for industrial, OEM and water service applications. The internal profile of the SSE, combined with the spring assisted contoured ball, gives the advantage of trouble-free vertical and horizontal installations, even if only very low backpressure is available. The innovative SSE EasyFit design features a custom labelling system, and the EasyFit multifunctional handle allows for union nut rotational control and safe blocked carrier tightening.



Pressure: 232 psi at 73°F

Sizes: 1/2" – 4"

Size (in)	Diaphragm Material	Socket/Threaded		Socket	
		Product Code	Universal #	Product Code	Universal #

### SXE PVC w/ 316SS Spring

1/2	EPDM	052490	SSEBV103	-	-
	FKM	052499	SSEBV203	-	-
3/4	EPDM	052491	SSEBV104	-	-
	FKM	052500	SSEBV204	-	-
1	EPDM	052492	SSEBV105	-	-
	FKM	052501	SSEBV205	-	-
1-1/4	EPDM	052493	SSEBV106	-	-
	FKM	052502	SSEBV206	-	-
1-1/2	EPDM	052494	SSEBV107	-	-
	FKM	052503	SSEBV207	-	-
2	EPDM	052495	SSEBV108	-	-
	FKM	052504	SSEBV208	-	-
2-1/2	EPDM	-	-	052496	SSEAV109
	FKM	-	-	052505	SSEAV209
3	EPDM	-	-	052497	SSEAV110
	FKM	-	-	052506	SSEAV210
4	EPDM	-	-	052498	SSEAV111
	FKM	-	-	052507	SSEAV211

Note: See page 105 for EasyFit Accessories

## VR SERIES PISTON CHECK VALVES – TRUE UNION, Y-PATTERN

The VR features an all PVC construction of high performance components. This Y-pattern valve will perform equally as well in both vertical and horizontal orientations. With an increased flow rate yet low-return pressure positive seal, and top-entry maintenance, our VR piston check valve far exceeds the limited performance of other popular check valves. Both EPDM and FKM seals are available.



Pressure: up to 232 psi depending on the size  
 Sizes: 1/2" – 4"

Size (in)	Diaphragm Material	Socket/Threaded		Flanged	
		Product Code	Universal #	Product Code	Universal #

### VR PVC TRUE UNION

1/2	EPDM	053346	VRUV103	053879	VRQV103
	FKM	053289	VRUV203	053885	VRQV203
3/4	EPDM	053347	VRUV104	053880	VRQV104
	FKM	053290	VRUV204	053886	VRQV204
1	EPDM	053348	VRUV105	053881	VRQV105
	FKM	053291	VRUV205	053887	VRQV205
1-1/4	EPDM	053349	VRUV106	053882	VRQV106
	FKM	053292	VRUV206	053888	VRQV206
1-1/2	EPDM	053350	VRUV107	053883	VRQV107
	FKM	053293	VRUV207	053889	VRQV207
2	EPDM	053351	VRUV108	053884	VRQV108
	FKM	053294	VRUV208	053890	VRQV208

Size (in)	Diaphragm Material	Threaded		Socket		Flanged	
		Product Code	Universal #	Product Code	Universal #	Product Code	Universal #

### VR PVC NON TRUE UNION

3	EPDM	053352	VRFV110	053295	VRAV110	053925	VROV110
4	EPDM	053353	VRFV111	053296	VRAV111	053926	VROV111

## SC SERIES SWING CHECK VALVES

The SC combines superior flow rate with maximum versatility. With stainless wetted parts and hardware, top entry design, and extremely low back pressure requirements, these flanged valves are the perfect choice for back-flow prevention in large diameter lines, both vertical and horizontal. The SC is available in PVC with either EPDM or FKM seals.



Pressure: up to 100 psi at 73°F depending on the size  
 Sizes: 3" – 8"

Size (in)	Diaphragm Material	Flanged	
		Product Code	Universal #

### SC PVC FLANGED

3	EPDM	052289	SCOV110
	VITON	053875	SCOV210
4	EPDM	052290	SCOV111
	VITON	053876	SCOV211
6	EPDM	052291	SCOV113
	VITON	053877	SCOV213
8	EPDM	052292	SCOV114
	VITON	053878	SCOV214

## VA SERIES AIR RELEASE VALVES – SINGLE UNION

The VA is one of only two such plastic valves in the industry, and the only one controlled by media and not pressure. Designed for tanks, slurries, or start-ups, the VA valve will economically and efficiently eliminate air or gas pockets as well as break potentially dangerous vacuums. This no-spill valve is offered in PVC with EPDM seals. FKM sealing kits are also available.

Pressure: 232 psi  
 Sizes: 3/4", 1-1/4" and 2"

Size (in)	Diaphragm Material	Product Code	Universal Number
-----------	--------------------	--------------	------------------

### PVC, Single Union

3/4	EPDM	053559	VAFV104
1-1/4	EPDM	053560	VAFV106
2	EPDM	053561	VAFV108

Size (in)	Product Code	Universal Number
-----------	--------------	------------------

### Viton® O-ring Set

3/4	153845	OVA204
1-1/4	153846	OVA206
2	153847	OVA208



Note: Valves supplied with dual (socket & threaded) end connectors for the exhaust port

## RV SERIES SEDIMENT STRAINERS TRUE UNION – Y PATTERN

The RV Y-pattern strainer protects critical pipeline components by removing solids and suspended impurities. Clear PVC construction allows for inspection of the screen while in service, whereas the bottom-entry design permits maintenance on the valve while in-line. The RV is available with either EPDM or FKM seals, as well as in CPVC.



Pressure: up to 232 psi depending on the size  
 Sizes: 1/2" – 4"

Size (in)	Diaphragm Material	Socket/Threaded		Flanged	
		Product Code	Universal #	Product Code	Universal #

Size (in)	Diaphragm Material	Socket/Threaded	
		Product Code	Universal #

### CLEAR PVC TRUE UNION, W/PVC 40 MESH SCREEN

1/2	EPDM	053261	RVUT103	053935	RVOT103
	FKM	053233	RVUT203	053941	RVOT203
3/4	EPDM	053262	RVUT104	053936	RVOT104
	FKM	053234	RVUT204	053942	RVOT204
1	EPDM	053263	RVUT105	053937	RVOT105
	FKM	053235	RVUT205	053943	RVOT205
1-1/4	EPDM	053264	RVUT106	053938	RVOT106
	FKM	053236	RVUT206	053944	RVOT206
1-1/2	EPDM	053265	RVUT107	053939	RVOT107
	FKM	053237	RVUT207	053945	RVOT207
2	EPDM	053266	RVUT108	053940	RVOT108
	FKM	053238	RVUT208	053946	RVOT208

### CPVC TRUE UNION, W/PP 20 MESH SCREEN

* 1/2	FKM	053334	RVUC203
* 3/4	FKM	053335	RVUC204
1	FKM	053336	RVUC205
1-1/4	FKM	053337	RVUC206
1-1/2	FKM	053338	RVUC207
2	FKM	053339	RVUC208

\* PP 18 Mesh Screen

Size (in)	Diaphragm Material	Socket		Threaded	
		Product Code	Universal #	Product Code	Universal #

### CLEAR PVC NON TRUE UNION, W/PVC 40 MESH SCREEN

3	EPDM	053211	RVAT110	053267	RVFT110
	FKM	054012	RVAT210	053239	RVFT210
4	EPDM	053212	RVAT111	053268	RVFT111
	FKM	054013	RVAT211	053240	RVFT211

Sizes ASTM Mesh	Hole Pitch inches	Hole Dia Microns / $\mu\text{m}$	Availability		
			PVC	SS	PP
18 Mesh	0.059	1,016	–	–	X
20 Mesh	0.059	889	–	–	X
30 Mesh	0.098	580	X	–	–
35 Mesh	0.079	550	X	–	–
40 Mesh	0.059	420	X	–	–
45 Mesh	0.028	370	–	X	–
70 Mesh	0.039	200	X	–	–





## RV Series Sediment Strainer Replacement Screens

Size Inches	Significant Number	Product Code	Size Inches	Significant Number	Product Code
<b>PVC 30 MESH</b>			<b>PVC 35 MESH</b>		
1/2	4RT13FV	053947	1/2	4RT15FV	053955
3/4	4RT13GV	053948	3/4	4RT15GV	053956
1	4RT13HV	053949	1	4RT15HV	053957
1-1/4	4RT13IV	053950	1-1/4	4RT15IV	053958
1-1/2	4RT13JV	053951	1-1/2	4RT15JV	053959
2	4RT13LV	053952	2	4RT15LV	053960
3	4RT13PV	053953	3	4RT15PV	053961
4	4RT13QV	053954	4	4RT15QV	053962
<b>PVC 40 MESH</b>			<b>PVC 70 MESH</b>		
1/2	4RT19FV	053963	1/2	4RT30FV	053971
3/4	4RT19GV	053964	3/4	4RT30GV	053972
1	4RT19HV	053965	1	4RT30HV	053973
1-1/4	4RT19IV	053966	1-1/4	4RT30IV	053974
1-1/2	4RT19JV	053967	1-1/2	4RT30JV	053975
2	4RT19LV	053968	2	4RT30LV	053976
3	4RT19PV	053969	3	4RT30PV	053977
4	4RT19QV	053970	4	4RT30QV	053978
<b>SS 45 MESH</b>			<b>PP 20 MESH</b>		
1/2	4RT19FSS	053979	* 1/2	4RT30FPP	053332
3/4	4RT19GSS	053980	* 3/4	4RT30GPP	053340
1	4RT19HSS	053981	1	4RT30HPP	053341
1-1/4	4RT19ISS	053982	1-1/4	4RT30IPP	053342
1-1/2	4RT19JSS	053983	1-1/2	4RT30JPP	053343
2	4RT19LSS	053984	2	4RT30LPP	053344
3	4RT19PSS	053985	3	-	-
4	4RT19QSS	053986	4	-	-

\* PP 18 Mesh Screen

## S12/22 SERIES 2-WAY SOLENOID VALVE TRUE UNION, NORMALLY CLOSED, 110 VAC

The S12/22 Series True Union Solenoid Valve replaces the well-received SF Series with a number of new features and is designed for industrial, OEM and water service applications. The S12/22 is direct acting, 2 way-2 position flow control valve, ideal for precise control and high-cycle service. The new high-performance electric solenoid actuator has been redesigned to exceed 5 million cycles without having to perform maintenance and a 100% duty cycle means no issues with overheating or "burnout". With their lever type shutter design, standard manual override, and LED position indicator, these valves will outlast and out perform more conventional diaphragm-style solenoid valves.



Pressure: up to 90 psi  
 Sizes: 1/4" – 1/2"

Size (in)	Diaphragm Material	Socket		Threaded	
		Product Code	Universal #	Product Code	Universal #

### S12/22 PVC

1/4	0.16	EPDM	353687	S12AV0414E110AC	353723	S12NV0414E110AC
		FKM	353711	S12AV0414F110AC	353699	S12NV0414F110AC
1/4	0.24	EPDM	353688	S12AV0614E110AC	353724	S12NV0614E110AC
		FKM	353712	S12AV0614F110AC	353698	S12NV0614F110AC
1/4	0.31	EPDM	353689	S12AV0814E110AC	353725	S12NV0814E110AC
		FKM	353713	S12AV0814F110AC	353697	S12NV0814F110AC
1/2	0.31	EPDM	353696	S22AV0812E110AC	353734	S22NV0812E110AC
		FKM	353722	S22AV0812F110AC	353708	S22NV0812F110AC
1/2	0.39	EPDM	353709	S22AV1012E110AC	353733	S22NV1012E110AC
		FKM	353721	S22AV1012F110AC	353707	S22NV1012F110AC
1/2	0.59	EPDM	353710	S22AV1512E110AC	353732	S22NV1512E110AC
		FKM	353720	S22AV1512F110AC	353706	S22NV1512F110AC

## VV ANGLE SEAT VALVE – TRUE UNION, Y-PATTERN

Sizes: 1/2" – 2"

Size (in)	Diaphragm Material	Socket/Threaded Product Code	Universal #
-----------	--------------------	------------------------------	-------------

### PVC, TRUE UNION W/ PTFE GLAND PACKING

1/2	EPDM	253869	VVBV103
3/4	EPDM	253870	VVBV104
1	EPDM	253871	VVBV105
1-1/4	EPDM	253872	VVBV106
1-1/2	EPDM	253873	VVBV107
2	EPDM	253874	VVBV108



Note: Viton® sealing sets are available on request, please contact customer service.

## LV SERIES LAB VALVES WITH FNPT, MNPT AND HOSE CONNECTORS

The LV is an ingenious PVC quarter turn product supplied with an assortment of connections that match up with many kinds of pipe or hose.

Pressure: 150 psi at 73°F

Sizes: 1/4"

Size (in)	Product Code	Universal Number
-----------	--------------	------------------

### LV W FNPT, MNPT & HOSE CONNECTORS

1/4	052308	LVKV101
-----	--------	---------



# QUARTER TURN AUTOMATION

## Quarter Turn Automation – Pneumatic / Electric

Automation is an ideal solution for precise control of many valves in a system, when valves are remotely located, or when the process requires constant monitoring and adjustment. Pneumatic and electric actuators can be easily fitted on our ball, multi-port, and butterfly valves. Some features and functions include normally closed, normally open, or double-acting operation; corrosion resistant aluminum bodies, pre-loaded springs, and adjustable cams. Many accessories such as visual position indicators, limit switches, 3 and 4-way solenoids, and positioners are also available. For further information, please refer to the IPEX *Industrial Technical Manual Volume IX* entitled, "Quarter Turn Automation".

### PNEUMATIC ACTUATORS OVERVIEW

Pneumatic actuators are the most common choice for quarter turn plastic valves in process applications. Compressed air systems are readily available in any plant, and the cost of the actuator itself is generally lower than that of an electric unit with a comparable torque output. Typical quarter turn automation seldom requires positioning (something achieved more easily with an electric actuator), therefore the cycle life of a pneumatic unit will be substantially greater, and will be intrinsically safer than an electric actuator in volatile environments. While there are many different kinds of pneumatic actuators, a rack and pinion style is the preferred choice within the plastic piping industry. This type of actuator is quite tough and rugged, and has a high cycle life. They generally have a compact, simple construction, and certain models can be quite light in weight. The design also allows the same basic actuator to be used as a double acting or (with minor additions) a spring return unit.



## ELECTRICAL ACTUATORS OVERVIEW

Although slightly more expensive than pneumatics, electric actuators have certain desirable benefits. They are the preferred choice when cycle time is an issue, as a quick closing pneumatically actuated valve could cause a damaging pressure surge condition (water hammer). The use of an electric actuator may also be preferred when the distance from the power source is considerable. The friction losses in long runs of compressed air line may result in reduced efficiency and/or additional compressor stations. In addition, electric actuators are the preferred (if not the only) choice when a quarterturn valve like a multi-port is used. In this case, it is possible that the travel required is not just  $0^\circ$  to  $90^\circ$  but  $0^\circ$  to  $90^\circ$  to  $180^\circ$ . A rack and pinion actuator would need four separate pistons and a multiplicity of related air chambers, whereas this is easily accomplished with an electric unit. Most electric actuators have a cam/limit switch arrangement which allows the unit to be set up for a variety of rotations. The two standard limit switches can be used to provide a remote location with an open or closed signal. A multitude of voltages both for AC and DC current are also typically available.



### DID YOU KNOW?

The three basic control functions available through quarter turn automation are:

- 1. Double Acting** – This requires external power for each stroke. For example, power to open the valve, then power to close the valve.
- 2. Normally Closed** – Also referred to as “fail safe closed”, the default position is closed and the actuator requires power to open the valve.
- 3. Normally Open** – Also referred to as “fail safe open”, the default position is open and the actuator requires power to close the valve.



# VKD SERIES BALL VALVE – TRUE UNION

Size (in)	Body Material	Diaphragm Material	Product Code	Universal Number
-----------	---------------	--------------------	--------------	------------------

## VKD w PTFE Seats

### Pneumatic – DOUBLE ACTING – SOCKET/THREADED

1/2	PVC	EPDM	253296	VKDBV103-DA
		FKM	253305	VKDBV203-DA
	CPVC	EPDM	253314	VKDBC103-DA
		FKM	253323	VKDBC203-DA
3/4	PVC	EPDM	253297	VKDBV104-DA
		FKM	253306	VKDBV204-DA
	CPVC	EPDM	253315	VKDBC104-DA
		FKM	253324	VKDBC204-DA
1	PVC	EPDM	253298	VKDBV105-DA
		FKM	253307	VKDBV205-DA
	CPVC	EPDM	253316	VKDBC105-DA
		FKM	253325	VKDBC205-DA
1-1/4	PVC	EPDM	253299	VKDBV106-DA
		FKM	253308	VKDBV206-DA
	CPVC	EPDM	253317	VKDBC106-DA
		FKM	253326	VKDBC206-DA
1-1/2	PVC	EPDM	253300	VKDBV107-DA
		FKM	253309	VKDBV207-DA
	CPVC	EPDM	253318	VKDBC107-DA
		FKM	253327	VKDBC207-DA
2	PVC	EPDM	253301	VKDBV108-DA
		FKM	253310	VKDBV208-DA
	CPVC	EPDM	253319	VKDBC108-DA
		FKM	253328	VKDBC208-DA

Size (in)	Body Material	Diaphragm Material	Product Code	Universal Number
-----------	---------------	--------------------	--------------	------------------

## VKD w PTFE Seats

### Pneumatic – SPRING RETURN, NORMALLY CLOSED – SOCKET/THREADED

1/2	PVC	EPDM	253332	VKDBV103-NC
		FKM	253341	VKDBV203-NC
	CPVC	EPDM	253350	VKDBC103-NC
		FKM	253359	VKDBC203-NC
3/4	PVC	EPDM	253333	VKDBV104-NC
		FKM	253342	VKDBV204-NC
	CPVC	EPDM	253351	VKDBC104-NC
		FKM	253360	VKDBC204-NC
1	PVC	EPDM	253334	VKDBV105-NC
		FKM	253343	VKDBV205-NC
	CPVC	EPDM	253352	VKDBC105-NC
		FKM	253361	VKDBC205-NC
1-1/4	PVC	EPDM	253335	VKDBV106-NC
		FKM	253344	VKDBV206-NC
	CPVC	EPDM	253353	VKDBC106-NC
		FKM	253362	VKDBC206-NC
1-1/2	PVC	EPDM	253336	VKDBV107-NC
		FKM	253345	VKDBV207-NC
	CPVC	EPDM	253354	VKDBC107-NC
		FKM	253363	VKDBC207-NC
2	PVC	EPDM	253337	VKDBV108-NC
		FKM	253346	VKDBV208-NC
	CPVC	EPDM	253355	VKDBC108-NC
		FKM	253364	VKDBC208-NC

### Pneumatic – DOUBLE ACTING – SOCKET

2-1/2	PVC	EPDM	253302	VKDAV109-DA
		FKM	253311	VKDAV209-DA
	CPVC	EPDM	253320	VKDAC109-DA
		FKM	253329	VKDAC209-DA
3	PVC	EPDM	253303	VKDAV110-DA
		FKM	253312	VKDAV210-DA
	CPVC	EPDM	253321	VKDAC110-DA
		FKM	253330	VKDAC210-DA
4	PVC	EPDM	253304	VKDAV111-DA
		FKM	253313	VKDAV211-DA
	CPVC	EPDM	253322	VKDAC111-DA
		FKM	253331	VKDAC211-DA

### Pneumatic – SPRING RETURN, NORMALLY CLOSED – SOCKET

2-1/2	PVC	EPDM	253338	VKDAV109-NC
		FKM	253347	VKDAV209-NC
	CPVC	EPDM	253356	VKDAC109-NC
		FKM	253365	VKDAC209-NC
3	PVC	EPDM	253339	VKDAV110-NC
		FKM	253348	VKDAV210-NC
	CPVC	EPDM	253357	VKDAC110-NC
		FKM	253366	VKDAC210-NC
4	PVC	EPDM	253340	VKDAV111-NC
		FKM	253349	VKDAV211-NC
	CPVC	EPDM	253358	VKDAC111-NC
		FKM	253367	VKDAC211-NC

Note: 24 VDC, 4–20 mA Positioner, Fail Safe Battery Backup available.  
Consult IPEX Corrosion Resistant Thermoplastic Valves Price List or IPEX Representative

Size (in)	Body Material	Diaphragm Material	Product Code	Universal Number
-----------	---------------	--------------------	--------------	------------------

### VKD w PTFE Seats

#### Pneumatic – SPRING RETURN, NORMALLY OPEN – SOCKET/THREADED

1/2	PVC	EPDM	253368	VKDBV103-NO
		FKM	253377	VKDBV203-NO
	CPVC	EPDM	253386	VKDBC103-NO
		FKM	253395	VKDBC203-NO
3/4	PVC	EPDM	253369	VKDBV104-NO
		FKM	253378	VKDBV204-NO
	CPVC	EPDM	253387	VKDBC104-NO
		FKM	253396	VKDBC204-NO
1	PVC	EPDM	253370	VKDBV105-NO
		FKM	253379	VKDBV205-NO
	CPVC	EPDM	253388	VKDBC105-NO
		FKM	253397	VKDBC205-NO
1-1/4	PVC	EPDM	253371	VKDBV106-NO
		FKM	253380	VKDBV206-NO
	CPVC	EPDM	253389	VKDBC106-NO
		FKM	253398	VKDBC206-NO
1-1/2	PVC	EPDM	253372	VKDBV107-NO
		FKM	253381	VKDBV207-NO
	CPVC	EPDM	253390	VKDBC107-NO
		FKM	253399	VKDBC207-NO
2	PVC	EPDM	253373	VKDBV108-NO
		FKM	253382	VKDBV208-NO
	CPVC	EPDM	253391	VKDBC108-NO
		FKM	253400	VKDBC208-NO



#### Pneumatic – SPRING RETURN, NORMALLY OPEN – SOCKET

2-1/2	PVC	EPDM	253374	VKDAV109-NO
		FKM	253383	VKDAV209-NO
	CPVC	EPDM	253392	VKDAC109-NO
		FKM	253401	VKDAC209-NO
3	PVC	EPDM	253375	VKDAV110-NO
		FKM	253384	VKDAV210-NO
	CPVC	EPDM	253393	VKDAC110-NO
		FKM	253402	VKDAC210-NO
4	PVC	EPDM	253376	VKDAV111-NO
		FKM	253385	VKDAV211-NO
	CPVC	EPDM	253394	VKDAC111-NO
		FKM	253403	VKDAC211-NO

Note: 24 VDC, 4-20 mA Positioner, Fail Safe Battery Backup available.  
Consult IPEX Corrosion Resistant Thermoplastic Valves Price List or IPEX Representative

# TKD SERIES PVC 3-WAY BALL VALVE – TRUE UNION, PNEUMATIC

Size (in)	Body Material	Diaphragm Material	Product Code	Universal Number
-----------	---------------	--------------------	--------------	------------------

TKD w PTFE Seats, L-PORT

Pneumatic – DOUBLE ACTING – SOCKET/THREADED

1/2	PVC	EPDM	253791	TKDLBV103-DA
		FKM	253797	TKDLBV203-DA
1/2	CPVC	EPDM	254071	TKDLBC103-DA
		FKM	254001	TKDLBC203-DA
3/4	PVC	EPDM	253792	TKDLBV104-DA
		FKM	253798	TKDLBV204-DA
3/4	CPVC	EPDM	254049	TKDLBC104-DA
		FKM	254002	TKDLBC204-DA
1	PVC	EPDM	253793	TKDLBV105-DA
		FKM	253799	TKDLBV205-DA
1	CPVC	EPDM	254051	TKDLBC105-DA
		FKM	254003	TKDLBC205-DA
1-1/4	PVC	EPDM	253794	TKDLBV106-DA
		FKM	253800	TKDLBV206-DA
1-1/4	CPVC	EPDM	254052	TKDLBC106-DA
		FKM	254004	TKDLBC206-DA
1-1/2	PVC	EPDM	253795	TKDLBV107-DA
		FKM	253801	TKDLBV207-DA
1-1/2	CPVC	EPDM	254053	TKDLBC107-DA
		FKM	254005	TKDLBC207-DA
2	PVC	EPDM	253796	TKDLBV108-DA
		FKM	253802	TKDLBV208-DA
2	CPVC	EPDM	254060	TKDLBC108-DA
		FKM	254006	TKDLBC208-DA



Size (in)	Body Material	Diaphragm Material	Product Code	Universal Number
-----------	---------------	--------------------	--------------	------------------

TKD w PTFE Seats, L-PORT

Pneumatic – SPRING RETURN, NORMALLY OPEN – SOCKET/THREADED

1/2	PVC	EPDM	253744	TKDLBV103-NO
		FKM	253750	TKDLBV203-NO
1/2	CPVC	EPDM	253828	TKDLBV103-NO
		FKM	254025	TKDLBC203-NO
3/4	PVC	EPDM	253745	TKDLBV104-NO
		FKM	253751	TKDLBV204-NO
3/4	CPVC	EPDM	253829	TKDLBV104-NO
		FKM	254026	TKDLBC204-NO
1	PVC	EPDM	253746	TKDLBV105-NO
		FKM	253752	TKDLBV205-NO
1	CPVC	EPDM	253830	TKDLBV105-NO
		FKM	254027	TKDLBC205-NO
1-1/4	PVC	EPDM	253747	TKDLBV106-NO
		FKM	253753	TKDLBV206-NO
1-1/4	CPVC	EPDM	253831	TKDLBV106-NO
		FKM	254028	TKDLBC206-NO
1-1/2	PVC	EPDM	253748	TKDLBV107-NO
		FKM	253754	TKDLBV207-NO
1-1/2	CPVC	EPDM	253832	TKDLBV107-NO
		FKM	254029	TKDLBC207-NO
2	PVC	EPDM	253749	TKDLBV108-NO
		FKM	253755	TKDLBV208-NO
2	CPVC	EPDM	253833	TKDLBV108-NO
		FKM	254030	TKDLBC208-NO

Pneumatic – SPRING RETURN, NORMALLY CLOSED – SOCKET/THREADED

1/2	PVC	EPDM	253767	TKDLBV103-NC
		FKM	253773	TKDLBV203-NC
1/2	CPVC	EPDM	254061	TKDLBC103-NC
		FKM	254013	TKDLBC203-NC
3/4	PVC	EPDM	253768	TKDLBV104-NC
		FKM	253774	TKDLBV204-NC
3/4	CPVC	EPDM	254062	TKDLBC104-NC
		FKM	254014	TKDLBC204-NC
1	PVC	EPDM	253769	TKDLBV105-NC
		FKM	253775	TKDLBV205-NC
1	CPVC	EPDM	254063	TKDLBC105-NC
		FKM	254015	TKDLBC205-NC
1-1/4	PVC	EPDM	253770	TKDLBV106-NC
		FKM	253776	TKDLBV206-NC
1-1/4	CPVC	EPDM	254064	TKDLBC106-NC
		FKM	254016	TKDLBC206-NC
1-1/2	PVC	EPDM	253771	TKDLBV107-NC
		FKM	253777	TKDLBV207-NC
1-1/2	CPVC	EPDM	254065	TKDLBC107-NC
		FKM	254017	TKDLBC207-NC
2	PVC	EPDM	253772	TKDLBV108-NC
		FKM	253778	TKDLBV208-NC
2	CPVC	EPDM	254066	TKDLBC108-NC
		FKM	254018	TKDLBC208-NC

Note: 24 VDC, 4–20 mA Positioner, Fail Safe Battery Backup available.  
Consult IPEX Corrosion Resistant Thermoplastic Valves Price List or IPEX Representative



Size (in)	Body Material	Diaphragm Material	Product Code	Universal Number
-----------	---------------	--------------------	--------------	------------------

TKD w PTFE Seats, T-PORT

Pneumatic – DOUBLE ACTING – SOCKET/THREADED

1/2	PVC	EPDM	253803	TKDTBV103-DA
		FKM	253809	TKDTBV203-DA
	CPVC	EPDM	254055	TKDTBC103-DA
		FKM	254007	TKDTBC203-DA
3/4	PVC	EPDM	253804	TKDTBV104-DA
		FKM	253810	TKDTBV204-DA
	CPVC	EPDM	254056	TKDTBC104-DA
		FKM	254008	TKDTBC204-DA
1	PVC	EPDM	253805	TKDTBV105-DA
		FKM	253811	TKDTBV205-DA
	CPVC	EPDM	254057	TKDTBC105-DA
		FKM	254009	TKDTBC205-DA
1-1/4	PVC	EPDM	253806	TKDTBV106-DA
		FKM	253812	TKDTBV206-DA
	CPVC	EPDM	254058	TKDTBC106-DA
		FKM	254010	TKDTBC206-DA
1-1/2	PVC	EPDM	253807	TKDTBV107-DA
		FKM	253813	TKDTBV207-DA
	CPVC	EPDM	254059	TKDTBC107-DA
		FKM	254011	TKDTBC207-DA
2	PVC	EPDM	253808	TKDTBV108-DA
		FKM	253814	TKDTBV208-DA
	CPVC	EPDM	254054	TKDTBC108-DA
		FKM	254012	TKDTBC208-DA

Pneumatic – SPRING RETURN, NORMALLY CLOSED – SOCKET/THREADED

1/2	PVC	EPDM	253779	TKDTBV103-NC
		FKM	253785	TKDTBV203-NC
	CPVC	EPDM	254067	TKDTBC103-NC
		FKM	254019	TKDTBC203-NC
3/4	PVC	EPDM	253780	TKDTBV104-NC
		FKM	253786	TKDTBV204-NC
	CPVC	EPDM	254068	TKDTBC104-NC
		FKM	254020	TKDTBC204-NC
1	PVC	EPDM	253781	TKDTBV105-NC
		FKM	253787	TKDTBV205-NC
	CPVC	EPDM	254069	TKDTBC105-NC
		FKM	254021	TKDTBC205-NC
1-1/4	PVC	EPDM	253782	TKDTBV106-NC
		FKM	253788	TKDTBV206-NC
	CPVC	EPDM	254070	TKDTBC106-NC
		FKM	254022	TKDTBC206-NC
1-1/2	PVC	EPDM	253783	TKDTBV107-NC
		FKM	253789	TKDTBV207-NC
	CPVC	EPDM	254050	TKDTBC107-NC
		FKM	254023	TKDTBC207-NC
2	PVC	EPDM	253784	TKDTBV108-NC
		FKM	253790	TKDTBV208-NC
	CPVC	EPDM	254072	TKDTBC108-NC
		FKM	254024	TKDTBC208-NC



Size (in)	Body Material	Diaphragm Material	Product Code	Universal Number
-----------	---------------	--------------------	--------------	------------------

TKD w PTFE Seats, T-PORT

Pneumatic – SPRING RETURN, NORMALLY OPEN – SOCKET/THREADED

1/2	PVC	EPDM	253756	TKDTBV103-NO
		FKM	253762	TKDTBV203-NO
	CPVC	EPDM	253834	TKDTBC103-NO
		FKM	254031	TKDTBC203-NO
3/4	PVC	EPDM	253757	TKDTBV104-NO
		FKM	253763	TKDTBV204-NO
	CPVC	EPDM	253835	TKDTBC104-NO
		FKM	254032	TKDTBC204-NO
1	PVC	EPDM	253758	TKDTBV105-NO
		FKM	253764	TKDTBV205-NO
	CPVC	EPDM	283836	TKDTBC105-NO
		FKM	254033	TKDTBC205-NO
1-1/4	PVC	EPDM	253759	TKDTBV106-NO
		FKM	253765	TKDTBV206-NO
	CPVC	EPDM	253837	TKDTBC106-NO
		FKM	254034	TKDTBC206-NO
1-1/2	PVC	EPDM	253760	TKDTBV107-NO
		FKM	253766	TKDTBV207-NO
	CPVC	EPDM	253838	TKDTBC107-NO
		FKM	254035	TKDTBC207-NO
2	PVC	EPDM	253761	TKDTBV108-NO
		FKM	253815	TKDTBV208-NO
	CPVC	EPDM	253839	TKDTBC108-NO
		FKM	254036	TKDTBC208-NO

Note: 24 VDC, 4-20 mA Positioner, Fail Safe Battery Backup available.  
Consult IPEX Corrosion Resistant Thermoplastic Valves Price List or IPEX Representative

# FK SERIES BUTTERFLY VALVE, PNEUMATIC



Size (in)	Seal Material	Product Code	Universal Number
-----------	---------------	--------------	------------------

## FK CPVC Disc, Wafer Style

### Pneumatic – DOUBLE ACTING

Size (in)	Seal Material	Product Code	Universal Number
1-1/2	EPDM	154600	FKOM107DAC
	FKM	154668	FKOM207DAC
2	EPDM	154601	FKOM108DAC
	FKM	154669	FKOM208DAC
2-1/2	EPDM	154602	FKOM109DAC
	FKM	154670	FKOM209DAC
3	EPDM	154603	FKOM110DAC
	FKM	154671	FKOM210DAC
4	EPDM	154604	FKOM111DAC
	FKM	154672	FKOM211DAC
5	EPDM	154605	FKOM112DAC
	FKM	154673	FKOM212DAC
6	EPDM	154606	FKOM113DAC
	FKM	154674	FKOM212DAC
8	EPDM	154607	FKOM114DAC
	FKM	154675	FKOM214DAC
10	EPDM	154608	FKOM115DAC
	FKM	154676	FKOM215DAC
12	EPDM	154609	FKOM116DAC
	FKM	154677	FKOM216DAC

Size (in)	Seal Material	Product Code	Universal Number
-----------	---------------	--------------	------------------

## FK CPVC Disc, Wafer Style

### Pneumatic - SPRING RETURN, NORMALLY CLOSED

Size (in)	Seal Material	Product Code	Universal Number
1-1/2	EPDM	154618	FKOM107NCC
	FKM	154686	FKOM207NCC
2	EPDM	1540619	FKOM108NCC
	FKM	154687	FKOM208NCC
2-1/2	EPDM	154620	FKOM109NCC
	FKM	154688	FKOM209NCC
3	EPDM	154621	FKOM110NCC
	FKM	154689	FKOM210NCC
4	EPDM	154622	FKOM111NCC
	FKM	154690	FKOM211NCC
5	EPDM	154623	FKOM112NCC
	FKM	154691	FKOM212NCC
6	EPDM	154624	FKOM113NCC
	FKM	154692	FKOM213NCC
8	EPDM	154625	FKOM114NCC
	FKM	154693	FKOM214NCC
10	EPDM	154626	FKOM115NCC
	FKM	154694	FKOM215NCC
12	EPDM	154627	FKOM116NCC
	FKM	154695	FKOM216NCC

## FK CPVC Disc, SS Lugs

Size (in)	Seal Material	Product Code	Universal Number
2-1/2	EPDM	154610	FKLM109DAC
	FKM	154678	FKLM209DAC
3	EPDM	154611	FKLM110DAC
	FKM	154679	FKLM210DAC
4	EPDM	154612	FKLM111DAC
	FKM	154680	FKLM211DAC
5	EPDM	154613	FKLM112DAC
	FKM	154681	FKLM212DAC
6	EPDM	154614	FKLM113DAC
	FKM	154682	FKLM213DAC
8	EPDM	154615	FKLM114DAC
	FKM	154683	FKLM214DAC
10	EPDM	154616	FKLM115DAC
	FKM	154684	FKLM215DAC
12	EPDM	154617	FKLM116DAC
	FKM	154685	FKLM216DAC

## FK CPVC Disc, SS Lugs

Size (in)	Seal Material	Product Code	Universal Number
2-1/2	EPDM	154628	FKLM109NCC
	FKM	154696	FKLM209NCC
3	EPDM	154629	FKLM110NCC
	FKM	154697	FKLM210NCC
4	EPDM	154630	FKLM111NCC
	FKM	154698	FKLM211NCC
5	EPDM	154631	FKLM112NCC
	FKM	154699	FKLM212NCC
6	EPDM	154632	FKLM113NCC
	FKM	154700	FKLM213NCC
8	EPDM	154633	FKLM114NCC
	FKM	154701	FKLM214NCC
10	EPDM	154634	FKLM115NCC
	FKM	154702	FKLM215NCC
12	EPDM	154635	FKLM116NCC
	FKM	154703	FKLM216NCC

Note: PP, PVC, ABS, and PVDF discs are available upon request. 10" and 12" electrically actuated butterfly valves are available on request.

Note: 24 VDC, 4-20 mA Positioner, Fail Safe Battery Backup available.

Consult IPEX Corrosion Resistant Thermoplastic Valves Price List or IPEX Representative

Size (in)	Seal Material	Product Code	Universal Number
-----------	---------------	--------------	------------------

### FK CPVC Disc, Wafer Style

#### Pneumatic - SPRING RETURN, NORMALLY OPEN

1-1/2	EPDM	154636	FKOM107NOC
	FKM	154704	FKOM207NOC
2	EPDM	154637	FKOM108NOC
	FKM	154705	FKOM208NOC
2-1/2	EPDM	154638	FKOM109NOC
	FKM	154706	FKOM209NOC
3	EPDM	154639	FKOM110NOC
	FKM	154707	FKOM210NOC
4	EPDM	154640	FKOM111NOC
	FKM	154708	FKOM211NOC
5	EPDM	154641	FKOM112NOC
	FKM	154709	FKOM212NOC
6	EPDM	154642	FKOM113NOC
	FKM	154710	FKOM213NOC
8	EPDM	154643	FKOM114NOC
	FKM	154711	FKOM214NOC
10	EPDM	154644	FKOM115NOC
	FKM	154712	FKOM215NOC
12	EPDM	154645	FKOM116NOC
	FKM	154713	FKOM216NOC

### FK CPVC Disc, SS Lugs

2-1/2	EPDM	154646	FKLM109NOC
	FKM	154714	FKLM209NOC
3	EPDM	154647	FKLM110NOC
	FKM	154715	FKLM210NOC
4	EPDM	154648	FKLM111NOC
	FKM	154716	FKLM211NOC
5	EPDM	154649	FKLM112NOC
	FKM	154717	FKLM212NOC
6	EPDM	154650	FKLM113NOC
	FKM	154718	FKLM213NOC
8	EPDM	154651	FKLM114NOC
	FKM	154719	FKLM214NOC
10	EPDM	154652	FKLM115NOC
	FKM	154720	FKLM215NOC
12	EPDM	154653	FKLM116NOC
	FKM	154721	FKLM216NOC

Note: PP, PVC, ABS, and PVDF discs are available upon request.

Note: 24 VDC, 4-20 mA Positioner, Fail Safe Battery Backup available.  
Consult IPEX Corrosion Resistant Thermoplastic Valves Price List or IPEX Representative

# FE SERIES BUTTERFLY VALVE PNEUMATIC

Size (in)	Body Material	Diaphragm Material	Product Code	Universal Number
-----------	---------------	--------------------	--------------	------------------

## FE PVC Body & Disc, Wafer Style

### Pneumatic – DOUBLE ACTING

1-1/2	PVC	EPDM	253680	FEOV107-DA
2	PVC	EPDM	253681	FEOV108-DA
2-1/2	PVC	EPDM	253682	FEOV109-DA
3	PVC	EPDM	253683	FEOV110-DA
4	PVC	EPDM	253684	FEOV111-DA
5	PVC	EPDM	253685	FEOV112-DA
6	PVC	EPDM	253686	FEOV113-DA
8	PVC	EPDM	253687	FEOV114-DA
10	PVC	EPDM	253688	FEOV115-DA
12	PVC	EPDM	253689	FEOV116-DA



### Pneumatic – DOUBLE ACTING – NORMALLY CLOSED

1-1/2	PVC	EPDM	253690	FEOV107-NC
2	PVC	EPDM	253691	FEOV108-NC
2-1/2	PVC	EPDM	253692	FEOV109-NC
3	PVC	EPDM	253693	FEOV110-NC
4	PVC	EPDM	253694	FEOV111-NC
5	PVC	EPDM	253695	FEOV112-NC
6	PVC	EPDM	253696	FEOV113-NC
8	PVC	EPDM	253697	FEOV114-NC
10	PVC	EPDM	253698	FEOV115-NC
12	PVC	EPDM	253699	FEOV116-NC

### Pneumatic – DOUBLE ACTING – NORMALLY OPEN

1-1/2	PVC	EPDM	253700	FEOV107-NO
2	PVC	EPDM	253701	FEOV108-NO
2-1/2	PVC	EPDM	253702	FEOV109-NO
3	PVC	EPDM	253703	FEOV110-NO
4	PVC	EPDM	253704	FEOV111-NO
5	PVC	EPDM	253705	FEOV112-NO
6	PVC	EPDM	253706	FEOV113-NO
8	PVC	EPDM	253707	FEOV114-NO
10	PVC	EPDM	253708	FEOV115-NO
12	PVC	EPDM	253709	FEOV116-NO

Note: NBR and Viton® lined valves are available on request

Note: 24 VDC, 4-20 mA Positioner, Fail Safe Battery Backup available.  
Consult IPEX Corrosion Resistant Thermoplastic Valves Price List or IPEX Representative

# ACCESSORIES – PNEUMATIC ACTUATOR

Component Style	Product Code	Universal Number
-----------------	--------------	------------------

## Pilot Solenoids – 110 VAC, 3/4-Way



NEMA 4/4X	253055	SV61CSA110VAC
NEMA 7/9	253056	SV91

Pilot solenoids meet NAMUR mounting specifications.

## Pilot Solenoids – 24 VDC, 3/4-Way

NEMA 4/4X	253088	SV61CSA24VDC
-----------	--------	--------------

Pilot solenoids meet NAMUR mounting specifications.

## Limit Switches – NEMA 4/4X



Mechanical	253057	MS41-2
Proximity	253058	PS41-2AL

Limit switches include universal mounting brackets (ISO 5211)

## Positioners



3-15 psi	253061	PNY01
4 - 20 mA	253059	PEY01
4 - 20 mA, w/ limit switch (LS)	253816	PEY02
4 - 20 mA, w/ position transmitter (PT)	253817	PEY03
4 - 20 mA, w/ LS & PT	253818	PEY04
4 - 20 mA, I-safe	253062	PEI01

All positioners include universal mounting brackets (ISO 5211) and gages.

Several other positioners available, including Intrinsically Safe, Explosion proof, Smart, Stainless Steel and High Vibration models, with limit switch and position transmitter options. Please contact IPEX for more information.

## Manual Override



Sandwich Declutch. Gearbox ISO 5211	253819	PV01-GOJ26
-------------------------------------	--------	------------

Declutchable gearbox has MAXIMUM torque rating of 2600 in-lbs. For higher torque values, please contact IPEX for larger size gearbox models.

## Other



Muffler - Brass/Bronze	253065	MUFF-NPT
Speed Control - Brass/Bronze	253066	SPEED-NPT
L-Port Actuator Beacon Kit	253089	BEACON-3W-L
T-Port Actuator Beacon Kit	253090	BEACON-3W-T

Customer must specify at time of order if accessories are to be factory assembled with the actuated valves.

# ACCESSORIES – MOUNTING

Size Inches	Mounting Detail	Product Code	Universal Number
-------------	-----------------	--------------	------------------

## VKD, TKD & VKR Series Ball Valve Mounting Kit



1/2	F03 / F04 / 11mm	154048	2KTPQCPEF
3/4	F04 / 11mm	154049	2KTPQCPGGF04
3/4	F03 / F05 / 11mm	154050	2KTPQCPGG
1	F04 / 11mm	154051	2KTPQCPHHF04
1	F03 / F05 / 11mm	154052	2KTPQCPHH
1-1/4	F05 / F07 / 11mm	154182	2KTPQCPH11
1-1/4	F05 / F07 / 14mm	154053	2KTPQCPH11
1-1/2	F05 / F07 / 11mm	154183	2KTPQCPJJ11
1-1/2	F05 / F07 / 14mm	154054	2KTPQCPJJ
2	F05 / F07 / 11mm	154174	2KTPQPLL11
2	F05 / F07 / 14mm	154055	2KTPQPLL
2-1/2 - 4 (VKD)	F05 / F07	153001	1PIA08TM

## Spacer Plate for FK Series Butterfly Valves



1-1/2 - 6	F05 / F07	153001	1PIA08TM
8	F10	153002	1PIA08VM

## Square Stem Adapter



0.43 x 0.35	11mm x 9mm	253048	11X9SSA
0.55 x 0.43	14mm x 11mm	253049	14X11SSA
0.67 x 0.43	17mm x 11mm	253050	17X11SSA
0.67 x 0.55	17mm x 14mm	253051	17X14SSA
0.87 x 0.67	22mm x 17mm	253052	22X17SSA
1.06 x 0.87	27mm x 22mm	253053	27X22SSA
1.42 x 1.06	36mm x 27mm	253054	36X27SSA

1. IPEX's highly chemically resistant PVC and CPVC ventilation duct systems feature seamless pipe for greater flow rates. Their light weight allows for easier handling on the job, which means lower installation costs.
2. For applications where quick assembly is required under adverse conditions, IPEX offers factory-grooved PVC pipe designed to mate easily with mechanical grooved couplings.
3. And, IPEX well casings offer corrosion-resistant, maintenance-free protection for well-drop-pipe and submersible pumps.

# Specialty Products



Ventilation Duct

160

Well Casings

162

Grooved PVC Pipe

163



# SPECIALTY PRODUCTS

## Ventilation Duct

### PVC & CPVC Ventilation Duct

IPEX PVC & CPVC ventilation duct systems provide effective solutions for industrial ventilation, protecting workers and the environment from contaminated air.

#### STANDARDS



ASTM D1784  
CAN/ULC S102.2

#### PVC ADVANTAGES

- 1 Extruded seamless PVC duct in all standard diameters 6" through 24"
- 2 PVC withstands exhaust temperatures up to 140°F (60°C)
- 3 PVC cell class 12454 as per ASTM D1784
- 4 For use in industrial and institutional fume handling systems requiring high resistance to corrosive vapors
- 5 Ideal for plating, metal finishing and laboratory installations
- 6 Low installed cost as compared to noncorrosive metallics
- 7 Light weight allows longer runs and speeds installation with simple tools and piping techniques
- 8 Low maintenance requirements over extended service periods
- 9 PVC pipe compound has a low flame spread rating of 10 as per CAN/ULC S102.2

#### CPVC ADVANTAGES

- 1 Extruded seamless CPVC duct in all standard diameters 6" through 16"
- 2 CPVC withstands exhaust temperatures up to 200°F (93°C)
- 3 CPVC cell class 23447 as per ASTM 1784
- 4 CPVC is inert to most mineral acids, bases, salts, and aliphatic hydrocarbons, and compares favorably to other non-metals in corrosive chemical environments.
- 5 Ideal for chemical processing, semiconductor fabrication, metal plating & finishing, pulp & paper, waste water treatment plants, and laboratory installations
- 6 Low installed cost as compared to non-corrosive exotic metal systems and PVDF
- 7 Low installed cost as compared to noncorrosive metallics
- 8 Low maintenance requirements over extended service periods
- 9 CPVC pipe compound has a low flame spread rating of 10 and smoke development classification of 25 as per CAN/ULC S102.2
- 10 CPVC made with Corzan compound meets and is listed FM 4910 "Clean Room Materials Flammability Test Protocol" approval standard





### PVC Ventilation Duct Pipe Dimensions

Duct Pipe Size (in)	Product Code	Average O.D. (in.)	Average I.D. (in.)	Average Wall Thickness (in.)	PVC Weight (lbs/ft)
6 x 20	046700	6.625	6.251	0.187	2.319
8 x 20	046702	8.625	8.251	0.187	3.040
10 x 10	046009	10.750	10.376	0.187	3.805
10 x 20	046704	10.750	10.376	0.187	3.805
12 x 10	046010	12.750	12.376	0.187	4.528
12 x 20	046706	12.750	12.376	0.187	4.528
14 x 20	046707	14.000	13.626	0.187	4.978
16 x 20	046708	16.000	15.626	0.187	5.697
18 x 20	046709	18.000	17.626	0.187	6.420
20 x 20	046711	20.000	19.500	0.250	9.515
24 x 20	046713	24.000	23.500	0.250	11.442

10' lengths available upon request.

These products are for atmospheric venting only. Do not use in pressurized air or gas systems.

### CPVC Ventilation Duct Pipe Dimensions

Duct Pipe Size (in)	Product Code	Average O.D. (in.)	Average I.D. (in.)	Average Wall Thickness (in.)	CPVC Weight (lbs/ft)
6 x 20	247700	6.625	6.251	0.187	2.519
8 x 20	247702	8.625	8.251	0.187	3.301
10 x 20	247704	10.750	10.376	0.187	4.133
12 x 20	247706	12.750	12.376	0.187	4.916
14 x 20	247707	14.000	13.626	0.187	5.405
16 x 20	247708	16.000	15.626	0.187	6.188

10' lengths available upon request.

These products are for atmospheric venting only. Do not use in pressurized air or gas systems.

# PVC Well Casing

IPEX bell end PVC well casing provides corrosion-resistant, maintenance-free protection for well drop-pipe and submersible pumps. Its light weight facilitates installation with conventional tools and piping techniques. It is manufactured to ASTM standards and is available throughout North America from IPEX's fully stocked service centers.

## STANDARDS



ASTM D1784, ASTM D1785, ASTM F480  
ASTM D2665 - Sch 40 pipe only

## ADVANTAGES

- ① Meets ASTM D1784, D1785, D2665 (Sch 40 pipe only) and F480 specifications.
- ② Third-party certified by NSF.
- ③ Solvent weld joints are strong and water tight.
- ④ Installation can be accomplished with lighter setting equipment than is required for metallic piping.
- ⑤ Electrically non-conductive which reduces job site work hazards.
- ⑥ Non-toxic and non-leaching with excellent chemical resistance.
- ⑦ Available in bell end 2" - 16" or plain end for threading 2" - 12".

Dimensions for Xirtec PVC Well Casing Pipe – ASTM F480

Pipe Size (in.)	Product Code	Outside Diameter (in.)		Minimum Wall Thickness (in.)			Bell Length (in.)
		Average	Tolerance on Avg	SDR21	Sch 40	Sch 80	
2	022620	2.375	±0.006	0.113	0.154	0.218	4.000
2-1/2	022625	2.875	±0.007	0.137	0.203	0.276	5.000
3	022630	3.500	±0.008	0.167	0.216	0.300	5.500
4	022640	4.500	±0.009	0.214	0.237	0.337	6.500
5	022650	5.563	±0.010	0.265	0.258	0.375	6.000
6	022660	6.625	±0.011	0.316	0.280	0.432	8.000
8	022680	8.625	±0.015	0.410	0.322	0.500	7.000
10	022690	10.750	±0.015	0.511	0.365	0.593	7.500
12	022692	12.750	±0.015	0.606	0.406	0.687	8.500
14	022694	14.000	±0.020	0.667	0.437	0.750	9.000
16	022696	16.000	±0.020	0.762	0.500	0.843	10.000

# Grooved PVC Pipe

IPEX PVC pipe can be roll or cut-grooved at each end for quick connection using mechanical couplings specifically designed for PVC pipe. This method can be used in any application where PVC pipe is acceptable and where it is desirable to have a means for quick assembly under adverse conditions.

## ADVANTAGES

- 1 Completely re-usable pressure system that does not require threading, solvent welding, or flanging.
- 2 Joints are mechanically locked to produce a secure, leak-tight connection under pressure or vacuum. (See coupling manufacturer's product information for details on pressure capabilities.)
- 3 A union at every joint allows for speed and ease of assembly and field maintenance.
- 4 In abrasive applications, pipe can easily be rotated to distribute wear evenly.
- 5 Flexible system permits laying on rough or uneven terrain.
- 6 When using a gasket-type coupler, each joint will absorb some expansion and contraction due to temperature changes.
- 7 Grooved systems facilitate fast add-ons, modifications or re-location of the pipe.




## DID YOU KNOW?

For more information on our Specialty Products, you can download our Vinyl Process Piping Systems Technical Manual quickly and easily. Just go to our website: [ipexna.com](http://ipexna.com).



Roll Grooved PVC Pipe is available in sizes from 2" – 12" in both Schedule 40 and Schedule 80 dimensions.

\* Contact your local IPEX representative for more information



# NOTES

# Bookmark Our Website

[ipexna.com](http://ipexna.com)



PRODUCT INFO,  
TECHNICAL  
DOCUMENTS,  
ONLINE TRAINING  
& MUCH MORE ...



## OUR TECHNICAL MANUALS INCLUDE:

- Standards
- Specifications
- Dimensions
- Pressure Ratings
- Design Calculations
- and much more ...

available at [ipexna.com](http://ipexna.com)

# SALES AND CUSTOMER SERVICE

IPEX Inc  
Toll Free: (866) 473-9462  
[ipexna.com](http://ipexna.com)

## About IPEX by Aliaxis

As leading suppliers of thermoplastic piping systems, IPEX by Aliaxis provides our customers with some of the world's largest and most comprehensive product lines. All IPEX by Aliaxis products are backed by more than 50 years of experience. With state-of-the-art manufacturing facilities and distribution centers across North America, we have earned a reputation for product innovation, quality, end-user focus and performance.

Markets served by IPEX by Aliaxis products are:

- Industrial process piping systems
- Double containment systems
- Acid waste systems
- High purity systems
- Compressed air and inert gas piping system
- Manual and actuated thermoplastic valves
- Industrial, plumbing and electrical cements
- Electrical systems
- Telecommunications and utility piping systems
- Industrial process piping systems
- Municipal pressure and gravity piping systems
- Plumbing and mechanical piping systems
- Electrofusion systems for gas and water
- Irrigation systems
- PVC, CPVC, ABS, PE, PEX, PVCO, PP and PVDF pipe and fittings (1/2" to 60")

Centra-Guard™, Centra-Lok™, Clear-Guard™, CustomGuard®, Duraplus®, Duratec®, Encase™, Enfield™, Enpure™, Floway™, Guardian™, Labline®, Neutratanke®, Neutrasystem2™, Plenumline™ and Xirtec® are trademarks used under license.

Xirtec® CPVC piping systems are made with Corzan® CPVC compounds. Corzan® is a registered trademark of the Lubrizol Corporation.

This literature is published in good faith and is believed to be reliable. However, it does not represent and/or warrant in any manner the information and suggestions contained in this brochure. Data presented is the result of laboratory tests and field experience.

A policy of ongoing product improvement is maintained. This may result in modifications of features and/or specifications without notice.



**IPEX**  
by aliaxis

CTINNAIP200707R12C  
© 2024 IPEX IND001C