

PLENUMLINE MECHANICAL JOINT ACID WASTE SYSTEM

PLENUMLINE™

Plenumline mechanical joint acid waste systems easily displace costly and difficult-to-install glass and metal systems. With Plenumline, time-consuming methods associated with conventional heavy and brittle systems are replaced by a time proven mechanical joint that takes only 30 seconds to complete. Once the Plenumline nut is locked in place, the end-user is assured of many years of trouble-free service. In addition, mechanical joint systems can easily be dismantled and re-used, making Plenumline ideal for modular designs and future expansions.

ADVANTAGES

- 1 Ideally suited to plenum applications
- 2 30-second joints shorten installation time
- 3 Manufactured from Flame Retardant PVDF, which has an operating temperature range from -40°F (-40°C) to 285°F (140°C). With this high upper limit, Plenumline systems can be flushed with boiling water.
- 4 All-plastic construction eliminates galvanic action, electrolysis and corrosion in the joint.
- 5 Easy to install, even in tight areas, by using simple, inexpensive tools. Mechanical joints are mastered by plumbers in minutes; no pre-heating is required to install the new blue elastolite.
- 6 Modularized design means Plenumline components can be disassembled and re-used. In addition, system modifications during installation can be performed without damaging fittings.
- 7 High-quality pipe and fittings are matched to simplify installation and extend long-term reliability.
- 8 Flame Retardant PVDF material exhibits a flame spread index of 5 and smoke development index of 35 as tested in accordance with ASTM E84 and UL 723, and also meets 25/50 Flame/Smoke limits of ULC S102.2.

STANDARDS



IAPMO-listed

Meets ASTM F1673

Standard specification for Polyvinylidene Fluoride (PVDF) Corrosive Waste Drainage Systems.





DID YOU KNOW?

IPEX Plenumline is a robust acid waste system, made from flame-retardant PVDF thermoplastic, designed for challenging conditions, including highly restrictive return air plenum applications and high-temperature corrosive chemical waste situations.



SHORT FORM SPECIFICATIONS

GENERAL

Acid waste drain and vent system, as shown on drawings, shall be IAPMO listed, Schedule 40, FR-PVDF as manufactured by IPEX to include pipe supplied in 10 ft. lengths and matched fittings, traps and neutralization tanks from the same manufacturer. It shall also include recommended adapters to connect to other piping materials, where applicable.

MATERIAL

Pipe and fittings shall be made from Kynar 740-02, flame retardant PVDF conforming to ASTM F 1673, with a limiting oxygen index (LOI) of 60, Resin must have a vertical burn rating of 94 V-0. Kynar 740-02 resin based on testing to ASTM E84 (UL 723) must have surface burning characteristics greater than or equal to a flame spread 5 and smoke development 35.


FITTINGS


Fittings shall be third party certified to ASTM F 1673 and ASTM E84, and IAPMO approved, be of all plastic construction and a tapered elastic retaining ring shall be designed to lock into a machined groove on the mating piping. All fittings shall have integrally molded union connections. No metallic grab rings or clamps shall be allowed. Fittings shall be Plenumline™ or approved equal.


INSTALLATION AND TESTING


Installation and testing shall be in accordance with the contract drawings, the manufacturer's recommendations and the local plumbing codes. Testing with compressed air including air booster over water is prohibited. The entire system shall be installed free of stress and in proper alignment. Horizontal supports shall provide a wide bearing area and be free of burrs or sharp edges. Support spacings shall be in accordance with the manufacturer's recommendations and local plumbing codes. Vertical piping shall have riser clamps at each floor. Pipe supports shall be installed so that horizontal piping is in uniform alignment and with a uniform slope of at least 1/8" per foot, or in accordance with the local plumbing code requirements.


PRODUCT SELECTION CHART


	Dimension Inches	Product Code
Pipe 	1-1/2	147045
	2	147046
	3	147047
	4	147048

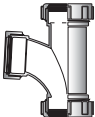
	Dimension Inches	Product Code
Coupling 	1-1/2	157006
	2	157007
	3	157008
	4	157009

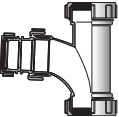
	Dimension Inches	Product Code
1/8 Bend 	1-1/2	157014
	2	157015
	3	157016
	4	157017

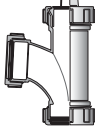
	Dimension Inches	Product Code
Loose Nut 1/8 Bend 	1-1/2	157024
	2	157025
	3	157026
	4	157027

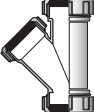
	Dimension Inches	Product Code
1/4 Bend 	1-1/2	157010
	2	157011
	3	157012
	4	157013

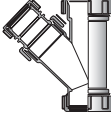
	Dimension Inches	Product Code
Loose Nut 1/4 Bend Loose Nut x MJ 	1-1/2	157032
	2	157033
	3	157034
	4	157035

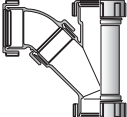
	Dimension Inches	Product Code
Sanitary Tee 	1-1/2	157018
	2	157019
	3	157020
	4	157021

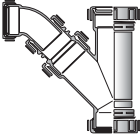
	Dimension Inches	Product Code
Reducing Sanitary Tee 	2 x 1-1/2	157022
	3 x 1/12	157065
	3 x 2	157023
	4 x 2	157067
	4 x 3	157068


	Dimension Inches	Product Code
Cleanout Tee 	1-1/2	157061
	2	157062
	3	157063
	4	157064

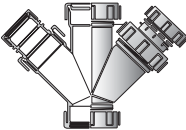
	Dimension Inches	Product Code
45° Wye 	1-1/2	157036
	2	157037
	3	157038
	4	157039

	Dimension Inches	Product Code
Reducing 45° Wye 	2 x 1-1/2	157069
	3 x 1/12	157073
	3 x 2	157070
	4 x 2	157071
	4 x 3	157072

	Dimension Inches	Product Code
Combination Wye & 1/8 Bend 	1-1/2	157074
	2	157075
	3	157076
	4	157077

	Dimension Inches	Product Code
Reducing combination Wye & 1/8 Bend 	2 x 1-1/2	157078
	3 x 1/12	157079
	3 x 2	157080
	4 x 2	157081
	4 x 3	157082

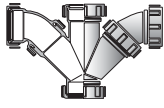
	Dimension Inches	Product Code
Double 45° Wye (Fabricated) 	1-1/2	157049
	2	157050
	3	157051
	4	157052

	Dimension Inches	Product Code
Reducing Double Wye 	2 x 1-1/2	157096
	3 x 1/12	157104
	3 x 2	157097
	4 x 1-1/2	157091
	4 x 2	157098
4 x 3	157099	


All fittings are furnished assembled with Olives and Union Nuts.
IPEX components are dimensionally matched; do not install system of mixed brands without our expressed written consent.

Dimension Inches	Product Code
---------------------	-----------------

Double Wye & 1/8 Bend

	1-1/2	157100
	2	157101
	3	157102
	4	157103

Male Adapter MJ x Male Thread

	1-1/2	157002
	2	157003

Female Adapter MJ x Female Thread

	1-1/2	157004
	2	157005


Cleanout Plug

	1-1/2	157028
	2	157029
	3	157030
	4	157031

U Bend for P-Trap

	1-1/2	157000
	2	157001

P-Trap 2 piece

	1-1/2	157083
	2	157084


P-Trap Long Radius 3 piece

	1-1/2	157085
	2	157086
	3	157087
	4	157088

Running Trap

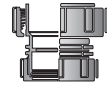
	1-1/2	157089
	2	157090

Fabricated Cap

	1-1/2	157053
	2	157054
	3	157055
	4	157056

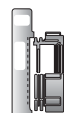
Dimension Inches	Product Code
---------------------	-----------------

Loose Nut - Reducing Coupling Loose Nut x MJ

	2 x 1-1/2	157040
	3 x 1/12	157041
	3 x 2	157042
	4 x 2	157043
	4 x 3	157044


Note: Loose Nut and Olive not furnished.

Flange (Fabricated)

	1-1/2	157057
	2	157058
	*3	157059
	4	157060

*While quantities last, Obsolete when stock depleted

Tail Piece Adapter Sp x Brass Compression Ring

	1-1/2 x 12	157105
---	------------	--------

No Heat Elastolive Blue


	1-1/2	157066
	2	157106
	3	157107
	4	157108

Note: Blue olive nut is not interchangeable with the FRPP Yellow olive nut.


Union Nut

	1-1/2	157109
	2	157110
	3	157111
	4	157112

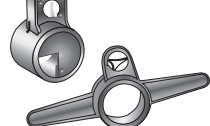
Grooving Tool & Spanner Combination Set

	1-1/2	156263
	2	156265
	3	156267
	4	156269

Spanner

	1-1/2	156264
	2	156266
	3	156268
	4	156270

Grooving Tool

	1-1/2	156109
	2	156110
	3	156111
	4	156270

All fittings are furnished assembled with Olives and Union Nuts.
IPEX components are dimensionally matched; do not install system of mixed brands without our expressed written consent